

6.6 Reasoning About Special Quadrilaterals

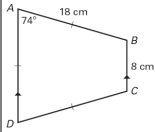
Goal: To be able to identify special quadrilaterals based on limited information

Warm up

Name the figure described.

1. a quadrilateral that is both a rhombus and a rectangle
2. a quadrilateral with both pairs of opposite sides parallel
3. a quadrilateral with exactly one pair of parallel sides
4. any parallelogram with perpendicular diagonals

$ABCD$ is an isosceles trapezoid.

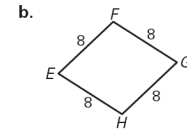
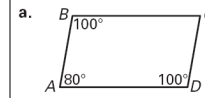


1. Find the length of \overline{CD} .
2. Find $m\angle D$.
3. Find $m\angle B$.
4. Name the legs of the trapezoid.
5. Find the length of the midsegment of the trapezoid.

Jan 16-8:10 AM

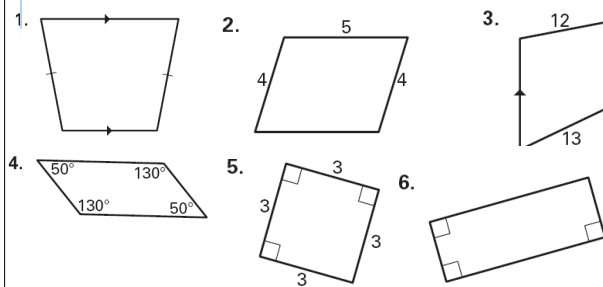
Use Properties of Quadrilaterals

Determine whether the quadrilateral is a trapezoid, isosceles trapezoid, parallelogram, rectangle, rhombus, or square.



Jan 16-8:14 AM

Determine whether the quadrilateral is a trapezoid, isosceles trapezoid, parallelogram, rectangle, rhombus, or square.

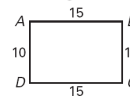


Jan 16-9:07 AM

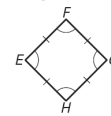
Identify a Quadrilateral

Are you given enough information to conclude that the figure is the given type of special quadrilateral? Explain your reasoning.

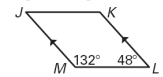
a. A rectangle?



b. A square?



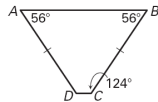
c. A parallelogram?



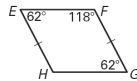
Jan 16-9:11 AM

Are you given enough information to conclude that the figure is the given type of special quadrilateral? Explain your reasoning.

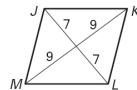
7. An isosceles trapezoid?



8. A rhombus?



9. A parallelogram?



Jan 16-9:13 AM