

STATE FINALS RESULTS

The following pages are the results of the State Finals.

The order is:

Class AA (Girls followed by Boys)


Class A (Girls followed by Boys)

Class AAA (Girls followed by Boys)

Struck finds her way to a state championship

By Michael Newman

mike@dyestat.com



Invitational 2A Girls race. **Mailin Struck**

was on her way to a victory in the race when she got stuck in a pack of lapped runners and scooted by the finish line. By the time she realized what had happened, it was too late as **Maura Beattie** (Woodstock HS) crossed the finish line in first. A flustered Struck came across the line in third.

Peoria, Ill --- Flash back to seven weeks ago at the First to the Finish (Riverside-Brookfield HS)

When she came down the final stretch towards the finish line of the 2A Girls state race Saturday, Struck was on the far left side. She was not going to take a chance again of missing the finish line.

"We've talked about that a lot. It's kind of a joke on our team," Struck said. "My teammates told me I had to know the course this time. We were here yesterday and ran it so nothing would go wrong."

Struck's race strategy was that she had no strategy. Just go out hard and see who would stay with her. Struck charged to the lead at the mile at 5:19. Beattie was five seconds behind at that point, but it seemed like more. Four seconds behind Beattie was **Diane Lipa** (Glenbard South HS, Glen Ellyn) and **Kelsey Schrader** (DeKalb HS). In a normal state meet, you might see one runner up front and a big pack close behind. Struck had taken that out of the equation.

Struck's lead grew to 25 seconds at two miles. There was no doubt that she was going to win. The question was how fast. Her stride looked effortless as she made the final circuit of the course. Her final time was 16:34. Her last mile was 5:40. She made a noise at the finish line. It was a half show of joy, a half show of exhaustion.

"My teammates told me that there would be a lot of people here," Struck said. She was overwhelmed with her first experience with an Illinois state cross country meet. Over 10,000 people were in the park on Saturday. "As we came here this morning. I asked "why are so many people here?"

"After every race, I was relieved that all the pressure was gone," she continued. "There were all these announcements at school to come see Mailin Struck win the championship. I hate pressure. I already have so much pressure from myself. My coaches told me that I did not have pressure from them because they know I have a big problem with that."

Maryjeanne Gilbert (Notre Dame HS, Peoria) ran a great race establishing position after the mile and maintaining that second place position throughout the race. Her time of 17:04 was a personal best on the course. Diane Lipa, Kelsey Schrader, and Maura Beattie rounded out the top five.

The waiting for the final results went on and on. It seemed like an eternity. After the 2A Boys race was over, Glenbard South coach **Brian Webb** was still standing by the spectator stands with his head to the ground just waiting. His team had run a great race. The Raiders had three all state runners with **Diane Lipa** (3rd), **Rebecca Sippel** (7th), and **Caroline Arlasky** (24th). There was still that uncertainty because of his fourth runners being back and the pack of Yorkville running so strongly on the day.

Close to two hours after the race had started, the results were posted showing that Yorkville had won their third straight team championship 104 to 130 over Glenbard South. Yorkville did it with a tight pack running a season best five runner split of 70 seconds. It was efforts of fifth runner of **Julia Schultz** that saved the day for the Foxes. On this day, she finished in 61st.

"She made our team. She was the reason that we brought home a first place trophy today," said Yorkville Coach **Chris Muth**. "You cannot discount the other four runners. But without that fifth runner that we were missing most of the year, we are not in the spot that we are now."

Yorkville fought injuries most of the season. They lost **Summer Pierson**, their second runner last year, early in the season to injury. **Skyler Bollinger** would normally be a runner towards the front. According to Muth, the sophomore has been fighting some shin issues the last three weeks. "She didn't have what she normally would have," added Muth, "but she gave me every ounce. 80% of Skyler...I'll take that any day of the week."

The Foxes had a strong first four starting with Bollinger's sixteenth place finish. **Erin Reynolds** was their second runner and other all state runner finishing 21st. **Maddie Dearborn** and **Kelsey Leedy** were together finishing 29th and 30th

Glenbard South just missed out on a trophy last year finishing fourth based on a sixth runner tie-breaker. Saturday's second place finish shows the work that Coach Webb has put in to establish the program for which it is now and the work that his runners put in. They return the majority of their top seven next year and will be in the hunt for a state championship.

Vernon Hills finished third earning their first top three finish in school history. The Cougars had two all-state runners with **Vivian Overbeck** finishing 11th and **Cassie Lira** placing 22nd



12. 319 Washington (1:36:04, 19:12.64, 2:15)
7 56 72 82 102 (129) (151)
Ashlee Knott, Hailey Willis, Kassidy Dexheimer, Hailey Widder,
Hailey Tranchitella, Brittney Wright, Mariah Moore
13. 332 Highland (1:36:23, 19:16.54, 2:48)
3 41 67 98 123 (133) (171)
Allison Zobrist, Emily Holtzclaw, SarahBeth Wiegman, Taylor Prusa,
Courtney Hengehold, Jayden Shelton, Abbey Johnson
14. 336 Mattoon (1:36:25, 19:16.89, 2:27)
12 28 60 114 122 (152) (168)
Megan Shaffer, Whitney Maninfior, Victoria Drake, Lexi Kremer,
Gillian Card, Michaela Drake, Annabelle Blanchette
15. 339 Springfield (H.S.) (1:36:51, 19:22.15, 1:44)
19 44 81 94 101 (160) (161)
Mads Nelson, Jillian Cole, Sophia Gullo, Ellie Hamill, Aly Goff,
Meredith Wells, Jenna Maurer
16. 380 New Lenox (Providence Catholic) (1:38:09, 19:37.66, 2:17)
35 57 65 69 154 (162) (173)
Rebecca Tompkins, Kelly Schultz, Kirsten Schultz, Clare O'Donnell,
Grace Rost, Taylor Dickason, Andrea Zecca
17. 386 Aurora (Rosary) (1:37:41, 19:32.07, 2:03)
22 49 75 112 128 (138) (153)
Madison Ronzone, Emi Martin, Shea Vero, Abby Hammer, Emma Knudtson,
Abby Michel, Lauren Kieffer
18. 389 Normal (Community West) (1:38:07, 19:37.31, 1:13)
34 48 96 104 107 (116) (119)
Sara Piller, Andrea Gordon, Amanda Gerwick, Emily Koranek,
Gracie Ecker, Bailey Fillipponi-Hol, Jamie Eganhouse
19. 391 Riverside (R.-Brookfield) (1:36:28, 19:17.50, 4:41)
1 26 78 130 156 (158) (175)
Mailin Struck, Sarah Melone, Clare Bollnow, Meaghan Dorsey,
Deanna Keen, Amy Wagner, April Flores
20. 415 Mahomet (M.-Seymour) (1:37:58, 19:35.53, 2:23)
18 32 109 125 131 (134) (146)
Lauren Whitehouse, Abigail Nielsen, Olivia Meyer, Isabelle Pommier,
Jocelyn Thrasher, Mariah McAnally, Madison Buzicky
21. 417 Chicago (Payton) (1:38:52, 19:46.37, 2:29)
33 62 70 95 157 (163) (170)
Molly Lawrence, Samantha Foster, Claire Goldman, Madeline Nash,
Esha Kular, Olivia Grondy, Brigid McKeon
22. 483 Chicago (Jones) (1:39:26, 19:53.15, 0:52)
73 87 91 111 121 (159) (172)
Jennifer Geary, Daisy Mora, Julie Lohman, Emma Wilson,
Charlotte Geissler, Rachel Jones, Grace Kilpatrick
23. 488 Elmwood Park (1:39:55, 19:58.83, 1:49)
42 79 106 117 144 (145) (164)
Diana Mazurok, Aingel Matos, Kelly Scanlon, Jayleen Pagan,
Ruth Langkamp, Sarah Connelly, Linda Langkamp
24. 507 Chicago (University) (1:40:09, 20:01.69, 2:18)
31 80 120 127 149 (165) (166)
Lucy Kenig-Ziesler, Elsa Erling, Isabella Khan, Grace Cain,
Liza Libes, Sonia Bourdaghs, Jax Ingrassia
25. 578 River Forest (Trinity) (1:41:24, 20:16.64, 1:28)
74 105 110 142 147 (167) (174)
Emily Doyle, Tatiana Nieves, Paige Jaffe, Erin Nelson,
Mary Bea Halloran, Sara Doyle, Jacqueline Josephs

Individual Results

ILLINOIS HIGH SCHOOL ASSOCIATION Girls 2A - Cross Country Championships Detweiller Park Peoria, IL November 9, 2013

Place	TmPl	NAME	SCHOOL	YEAR	TIME	Pace
1.	1	Mailin Struck	Riverside (R.-Brookfield)	Sr	16:35	5:31.3
2.		Maryjeanne Gilbert	Peoria (Notre Dame)	So	17:04	5:41.3
3.	2	Diane Lipa	Glen Ellyn (Glenbard South)	So	17:15	5:44.8
4.		Kelsey Schrader	DeKalb	Sr	17:22	5:47.2
5.		Maura Beattie	Woodstock (H.S.)	Sr	17:30	5:49.7
6.	3	Allison Zobrist	Highland	So	17:35	5:51.5
7.	4	Rebecca Sippel	Glen Ellyn (Glenbard South)	Jr	17:39	5:53.0
8.		Maggie Lalowski	Sycamore (H.S.)	Sr	17:42	5:53.7
9.		Erin Wagner	Crystal Lake (Prairie Ridge)	Sr	17:43	5:54.2
10.	5	Abby Jockisch	Dunlap	Jr	17:43	5:54.3
11.	6	Vivian Overbeck	Vernon Hills	So	17:46	5:55.1
12.	7	Ashlee Knott	Washington	Sr	17:47	5:55.4
13.	8	Kitty Allen	Marengo	Jr	17:47	5:55.4
14.	9	Brittany Fisher	Lombard (Montini)	Sr	17:48	5:55.8
15.		Jenna Lutzow	Belvidere (North)	Fr	17:50	5:56.4
16.	10	Skyler Bollinger	Yorkville	So	17:54	5:57.9
17.	11	Sydney Billingsley	Normal (University)	Sr	17:54	5:57.9
18.		Meghan Carroll	Arlington Heights (St. Viator)	Sr	17:55	5:58.3
19.	12	Megan Shaffer	Mattoon	Jr	17:55	5:58.3
20.		Lesly Rocha	LaSalle (L.-Peru)	Jr	17:59	5:59.4
21.	13	Erin Reynolds	Yorkville	So	18:00	5:59.8
22.	14	Cassie Lira	Vernon Hills	Sr	18:01	6:00.1
23.	15	Shannan Supan	Normal (University)	So	18:01	6:00.3
24.	16	Caroline Arlasky	Glen Ellyn (Glenbard South)	Jr	18:02	6:00.5
25.	17	Allie Sprague	Marengo	Sr	18:03	6:01.0
26.	18	Lauren Whitehouse	Mahomet (M.-Seymour)	So	18:09	6:02.7
27.		Alexandra Singleton	Bethalto (Civic Memorial)	So	18:13	6:04.1
28.	19	Mads Nelson	Springfield (H.S.)	Jr	18:17	6:05.6
29.	20	Maddie Dearborn	Yorkville	Fr	18:20	6:06.4
30.	21	Kelsey Leedy	Yorkville	Sr	18:21	6:06.8
31.		Kate Jacobs	Woodstock (H.S.)	Fr	18:22	6:07.2
32.	22	Madison Ronzone	Aurora (Rosary)	So	18:24	6:08.0
33.		Hannah Wright	Champaign (Central)	Sr	18:26	6:08.5
34.		Emma Chelsvig	Jacksonville (H.S.)	Jr	18:30	6:09.8
35.		Sarah Leganski	Darien (Hinsdale South)	Jr	18:30	6:10.0
36.	23	Maddie Dagley	Crystal Lake (Central)	Sr	18:31	6:10.3
37.	24	Brianna Bower	Maple Park (Kaneland)	So	18:33	6:10.9
38.	25	Maggie Hallerud	Lombard (Montini)	Sr	18:33	6:11.0
39.		Ellie Willging	Freeport (H.S.)	Sr	18:35	6:11.5
40.	26	Sarah Melone	Riverside (R.-Brookfield)	Sr	18:36	6:11.9
41.	27	Gianna Salzbrunn	Lombard (Montini)	So	18:39	6:12.8
42.	28	Whitney Maninfior	Mattoon	Sr	18:39	6:12.9
43.		Mercedes Elliott	Danville (H.S.)	So	18:41	6:13.4
44.	29	Mary Fleming	Crystal Lake (Central)	Jr	18:41	6:13.4
45.	30	Demi Dixon	Chatham (Glenwood)	Fr	18:41	6:13.5
46.	31	Lucy Kenig-Ziesler	Chicago (University)	So	18:46	6:15.1
47.	32	Abigail Nielsen	Mahomet (M.-Seymour)	Sr	18:48	6:15.8
48.		Alexa Beezhold	Lansing (Illiana Christian)	Sr	18:51	6:16.9
49.	33	Molly Lawrence	Chicago (Payton)	Sr	18:53	6:17.6
50.	34	Sara Piller	Normal (Community West)	Jr	18:54	6:17.9
51.	35	Rebecca Tompkins	New Lenox (Providence Catholic)	Jr	18:56	6:18.6
52.	36	Claire Yandell	Lake Forest (H.S.)	Sr	18:58	6:19.2
53.		Victoria Salazar	Darien (Hinsdale South)	Jr	18:58	6:19.2
54.	37	Aislinn Lodwig	Maple Park (Kaneland)	Jr	18:59	6:19.4
55.	38	Kelly Doerr	Crystal Lake (Central)	Fr	18:59	6:19.4
56.		Ally Watson	East Peoria	Sr	19:01	6:20.1
57.	39	Shannon Skeoch	Vernon Hills	So	19:01	6:20.3
58.		Sophia Lager	Breese (Mater Dei)	Fr	19:02	6:20.6
59.		Clare Ramsey	LaGrange Park (Nazareth Academ	Fr	19:03	6:20.8

60.	Taylor Campos	Lemont (H.S.)	So	19:03	6:20.9
61.	40 Julia Schultz	Yorkville	So	19:04	6:21.2
62.	41 Emily Holtzclaw	Highland	Sr	19:05	6:21.5
63.	42 Diana Mazurok	Elmwood Park	Sr	19:06	6:21.7
64.	43 Kirsten Aydt	Chatham (Glenwood)	Sr	19:07	6:22.0
65.	44 Jillian Cole	Springfield (H.S.)	Jr	19:07	6:22.1
66.	45 Kerry O'Reilly	Chatham (Glenwood)	Sr	19:07	6:22.2
67.	Brooke Goodyear	Morton	Sr	19:08	6:22.5
68.	46 Emma Allen	Lake Forest (H.S.)	Jr	19:09	6:22.8
69.	47 Nora Burgener	Lake Forest (H.S.)	So	19:09	6:22.9
70.	48 Andrea Gordon	Normal (Community West)	Jr	19:10	6:23.2
71.	49 Emi Martin	Aurora (Rosary)	Jr	19:10	6:23.2
72.	50 Jayme Schlenker	Glen Ellyn (Glenbard South)	Jr	19:10	6:23.3
73.	51 Samantha Hershman	Vernon Hills	Jr	19:11	6:23.4
74.	52 Kerraline Wurl	Chatham (Glenwood)	So	19:11	6:23.4
75.	53 Advika Kamatar	Normal (University)	Fr	19:11	6:23.5
76.	54 Victoria Clinton	Maple Park (Kaneland)	Jr	19:12	6:23.9
77.	55 Kaylin Punotai	Marengo	Jr	19:12	6:24.0
78.	56 Haley Willis	Washington	Sr	19:13	6:24.0
79.	57 Kelly Schultz	New Lenox (Providence Catholic	Jr	19:14	6:24.4
80.	Hannah Witzczak	Chicago (Resurrection)	Sr	19:15	6:24.9
81.	58 Bailey Reese	Glen Ellyn (Glenbard South)	Sr	19:17	6:25.6
82.	59 Janine Orvis	Crystal Lake (Central)	Fr	19:18	6:25.8
83.	60 Victoria Drake	Mattoon	Sr	19:18	6:25.9
84.	61 Chloe Gunn	Dunlap	Jr	19:19	6:26.2
85.	62 Samantha Foster	Chicago (Payton)	Jr	19:19	6:26.2
86.	Natalie Waters	New Lenox (Lincoln-Way West)	Jr	19:19	6:26.2
87.	Megan Krolak	LaSalle (L.-Peru)	Jr	19:20	6:26.6
88.	63 Abby Shaw	Maple Park (Kaneland)	Fr	19:20	6:26.7
89.	64 Danielle Snarr	Dunlap	Sr	19:20	6:26.7
90.	65 Kirsten Schultz	New Lenox (Providence Catholic	Jr	19:22	6:27.0
91.	66 Ashlynd Broling	Marengo	Fr	19:22	6:27.2
92.	67 SarahBeth Wiegman	Highland	Fr	19:24	6:27.7
93.	Rebecca Kaefting	Champaign (Centennial)	Jr	19:24	6:28.0
94.	68 Erika Carlson	Maple Park (Kaneland)	Sr	19:26	6:28.6
95.	69 Clare O'Donnell	New Lenox (Providence Catholic	Sr	19:27	6:28.7
96.	70 Claire Goldman	Chicago (Payton)	Fr	19:27	6:28.7
97.	71 Lexi Reich	Vernon Hills	So	19:27	6:29.0
98.	72 Cassidy Dexheimer	Washington	Fr	19:28	6:29.1
99.	Teagan Lyke	New Lenox (Lincoln-Way West)	Fr	19:29	6:29.5
100.	73 Jennifer Geary	Chicago (Jones)	Jr	19:30	6:29.7
101.	74 Emily Doyle	River Forest (Trinity)	So	19:30	6:29.9
102.	75 Shea Vero	Aurora (Rosary)	So	19:31	6:30.0
103.	Jenna Bingham	Effingham (H.S.)	Sr	19:31	6:30.1
104.	76 Allie Smith	Chatham (Glenwood)	Fr	19:32	6:30.3
105.	77 Rebecca Jasutis	Yorkville	So	19:32	6:30.4
106.	78 Clare Bollnow	Riverside (R.-Brookfield)	Sr	19:34	6:31.1
107.	79 Angel Matos	Elmwood Park	So	19:37	6:32.2
108.	80 Elsa Erling	Chicago (University)	Fr	19:37	6:32.3
109.	81 Sophia Gullo	Springfield (H.S.)	So	19:38	6:32.3
110.	82 Hailey Widder	Washington	Jr	19:38	6:32.4
111.	83 Kristen Wu	Dunlap	So	19:39	6:32.8
112.	84 Emilie Olmsted	Dunlap	So	19:40	6:33.1
113.	85 Katie St. Clair	Marengo	Sr	19:40	6:33.2
114.	86 Kelsey Schmidt	Lake Forest (H.S.)	So	19:40	6:33.2
115.	87 Daisy Mora	Chicago (Jones)	Jr	19:41	6:33.5
116.	88 Ashley LaFayette	Normal (University)	Jr	19:42	6:33.8
117.	89 Melanie Rogers	Vernon Hills	Jr	19:47	6:35.4
118.	90 Gabrielle Simeck	Lake Forest (H.S.)	Sr	19:48	6:35.8
119.	91 Julie Lohman	Chicago (Jones)	Jr	19:48	6:35.9
120.	92 Sarah LaFayette	Normal (University)	Fr	19:51	6:36.7
121.	93 Elizabeth Niedert	Glen Ellyn (Glenbard South)	Sr	19:51	6:36.8
122.	94 Ellie Hamill	Springfield (H.S.)	Sr	19:51	6:36.9
123.	95 Madeline Nash	Chicago (Payton)	Jr	19:53	6:37.6
124.	Meghan McShea	Wheaton (St. Francis)	Sr	19:55	6:38.1
125.	96 Amanda Gerwick	Normal (Community West)	Jr	19:56	6:38.5

126.	97 Sydney Strang	Maple Park (Kaneland)	Sr	19:58	6:39.2
127.	98 Taylor Prusa	Highland	Jr	19:58	6:39.3
128.	Theresa Melo	Chicago (Noble Street Charter/	Jr	19:59	6:39.5
129.	99 Brooke Larsen	Crystal Lake (Central)	Jr	20:00	6:39.7
130.	100 Lauren Kim	Vernon Hills	Jr	20:00	6:39.8
131.	101 Aly Goff	Springfield (H.S.)	So	20:00	6:40.0
132.	102 Hailey Tranchitella	Washington	Fr	20:01	6:40.1
133.	103 Kaelyn Scull	Yorkville	Sr	20:01	6:40.3
134.	104 Emily Koranek	Normal (Community West)	So	20:02	6:40.7
135.	105 Tatiana Nieves	River Forest (Trinity)	Jr	20:03	6:41.0
136.	106 Kelly Scanlon	Elmwood Park	Sr	20:06	6:41.7
137.	107 Gracie Ecker	Normal (Community West)	Fr	20:07	6:42.0
138.	108 Emma Makowski	Lombard (Montini)	So	20:07	6:42.2
139.	109 Olivia Meyer	Mahomet (M.-Seymour)	Fr	20:08	6:42.5
140.	110 Paige Jaffe	River Forest (Trinity)	So	20:08	6:42.6
141.	111 Emma Wilson	Chicago (Jones)	Fr	20:09	6:42.7
142.	112 Abby Hammer	Aurora (Rosary)	Sr	20:11	6:43.5
143.	113 Rachel Kautz	Crystal Lake (Central)	Jr	20:12	6:43.8
144.	114 Lexi Kremer	Mattoon	Jr	20:12	6:43.9
145.	115 Katie Condon	Lake Forest (H.S.)	So	20:13	6:44.1
146.	116 Bailey Fillipponi-Hol	Normal (Community West)	Jr	20:14	6:44.5
147.	117 Jayleen Pagan	Elmwood Park	So	20:14	6:44.6
148.	118 Anna Piazza	Maple Park (Kaneland)	Sr	20:16	6:45.0
149.	119 Jamie Eganhouse	Normal (Community West)	Fr	20:16	6:45.1
150.	Kate McDonough	Wilmette (Regina Dominican)	Jr	20:17	6:45.7
151.	120 Isabella Khan	Chicago (University)	Fr	20:19	6:46.2
152.	Mireille Valois	Bensenville (Fenton)	Jr	20:20	6:46.7
153.	121 Charlotte Geissler	Chicago (Jones)	Fr	20:21	6:46.8
154.	122 Gillian Card	Mattoon	Fr	20:22	6:47.2
155.	Aja Taylor	Chicago (Kenwood)	Sr	20:23	6:47.4
156.	123 Courtney Hengehold	Highland	Fr	20:23	6:47.5
157.	124 Sarah Shefcik	Marengo	Fr	20:23	6:47.6
158.	125 Isabelle Pommier	Mahomet (M.-Seymour)	Sr	20:25	6:48.0
159.	126 Marisa Rios	Chatham (Glenwood)	Fr	20:25	6:48.1
160.	127 Grace Cain	Chicago (University)	So	20:26	6:48.3
161.	128 Emma Knudtson	Aurora (Rosary)	Sr	20:27	6:48.8
162.	129 Brittney Wright	Washington	Sr	20:29	6:49.7
163.	130 Meaghan Dorsey	Riverside (R.-Brookfield)	Jr	20:30	6:49.9
164.	131 Jocelyn Thrasher	Mahomet (M.-Seymour)	So	20:31	6:50.2
165.	132 Ana Landon	Dunlap	Sr	20:31	6:50.2
166.	133 Jayden Shelton	Highland	Jr	20:32	6:50.5
167.	134 Mariah McAnally	Mahomet (M.-Seymour)	Fr	20:32	6:50.5
168.	135 Avery Robertson	Crystal Lake (Central)	Sr	20:36	6:51.7
169.	136 Haley Click	Lake Forest (H.S.)	Fr	20:36	6:51.9
170.	137 Garielle Reed	Dunlap	So	20:41	6:53.6
171.	Monica Munoz	Calumet City (Thornton Fractio	Jr	20:42	6:53.7
172.	138 Abby Michel	Aurora (Rosary)	Sr	20:43	6:54.3
173.	139 Bianca Montesinos	Lombard (Montini)	Jr	20:44	6:54.5
174.	140 Erica Rideout	Chatham (Glenwood)	Jr	20:46	6:55.1
175.	141 Nadia Khusro	Normal (University)	Fr	20:46	6:55.1
176.	142 Erin Nelson	River Forest (Trinity)	So	20:46	6:55.1
177.	143 Lauren Denemark	Lombard (Montini)	So	20:51	6:56.7
178.	144 Ruth Langkamp	Elmwood Park	Sr	20:54	6:57.8
179.	145 Sarah Connelly	Elmwood Park	Sr	20:56	6:58.5
180.	146 Madison Buzicky	Mahomet (M.-Seymour)	So	20:58	6:59.0
181.	147 Mary Bea Halloran	River Forest (Trinity)	So	20:58	6:59.1
182.	148 Madeline Jamrozek	Lombard (Montini)	Jr	20:59	6:59.4
183.	149 Liza Libes	Chicago (University)	Jr	21:03	7:00.9
184.	150 Abby Schlenker	Glen Ellyn (Glenbard South)	Fr	21:04	7:01.2
185.	151 Mariah Moore	Washington	Jr	21:04	7:01.3
186.	152 Michaela Drake	Mattoon	Sr	21:06	7:01.8
187.	153 Lauren Kieffer	Aurora (Rosary)	Sr	21:12	7:03.8
188.	154 Grace Rost	New Lenox (Providence Catholic	Fr	21:13	7:04.1
189.	155 Katie Reeves	Normal (University)	Fr	21:15	7:04.7
190.	156 Deanna Keen	Riverside (R.-Brookfield)	Jr	21:15	7:05.0
191.	157 Esha Kular	Chicago (Payton)	So	21:22	7:07.2

Yorkville doubles their pleasure with second team title of the day



By Michael Newman

mike@dyestat.com

Peoria, Ill --- **John Wold** (Glenbard South HS, Glen Ellyn) looked

effortless as he did strides at Detweiller Park Friday afternoon the day before the 2A state race. "This is the best that I have felt all season," he told me. "I am ready for tomorrow."

The Glenbard senior had another interrupted season. He missed all of September with a sinus infection and virus that he could not shake. Setbacks like that would have stopped the season for some athletes but not for Wold in defending his state championship. He won using a breakneck early fast pace to hold off **Johnny Leverenz** (Danville HS), and **Jake & Luke Hoffert** (Yorkville HS) for the win.

Wold had hinted that he wanted to run a fast state race on Friday. That hint was evident during the first half mile when he passed that point in a quick 2:09. Leverenz refused to let him go over the next half mile. When Wold passed the mile in 4:32 with Leverenz one second back, it showed that Wold wanted a fast time. That pace would insure that.

The quick pace in the first mile defined who would be in front at the end of the race. The Hoffert brothers were joined by **Zach Hird** (Alleman HS, Rock Island) four seconds behind Leverenz at 4:37. The rest of the pack stuck to their guard and stayed back at 4:45 hoping that one of those runners would fade. They did not.

Wold entered the triangle and started to move away from Leverenz. He passed the 1 ½ mile in 6:57 gaining seven seconds on his Danville rival. He steamed up the hill and passed the two mile in 9:22. His lead had grown to an incredible fourteen seconds. It was not a matter of if he would win, but rather if he would go under 14 minutes.

Looks are deceiving. As he passed the finish line, his stride looked effortless like it does when Wold run. There was no expression on his face, but the strain of the pace was starting to show. It did not help that the wind in the park started to pick up considerably.

With a ½ mile to go, the lead that Wold had stopped growing. The wind had taken effect on his legs. The idea of a fast time had disintegrated. The main focus was just to defend his title.

"I was hurting real bad. It was my senior year and I had to keep pushing," Leverenz said about the race and about the last quarter. "I was trying so hard to get him. My legs were so dead. I was just giving it my all."



Wold was struggling the last 300 meters towards the finish line. It showed on his face the exhaustion that he had and what the race had taken out of him. He finished in 14:38 again a state champion.

Leverenz finished in second just holding of Jake Hoffert. Three seconds back was Luke Hoffert. There was a gap of another sixteen seconds when **Ryan Pitner** (Central HS, Crystal Lake) edged Zach Hird for fifth place.

"I wanted to run in the mid 13:50's. That was my goal. I went by the one mile in 4:30, the two mile in 9:20. It really did not work out this year. The wind was awful and oppressive," a winded Wold said after his race. "It's relative when you are running, it feels ten times as strong. It was rough. It was hard. I realized I was not going to get that time so I just went for the repeat. That is what I really wanted this year."

Regardless of his finishing time, Wold had a goal. He disregarded the conditions and went out after his dream time. It is better to have tried that to not have tried at all.

There was suspense coming into this meet on who would end up on top in the team competition. Illiana Christian had dominated their competition most of the season, but had a challenge in the sectional meet when Yorkville tied them. The Vikings won on the sixth place tiebreaker.

At this meet, there would be no tiebreaker. Yorkville placed three runners in the first nineteen to win the team title. For the school, it was the second team title in the last hour with girls' team capturing a state championship the race before. It was a position that Yorkville coach **Chris Muth** did not think he would be in.

"Half way through the season, I was worried that we would even make it to Detweiller," Yorkville Coach **Chris Muth** said about his team. His top three runners missed the Palatine Invitational at the end of September because they were all injured. "These guys turned it on at the right time. They are just tremendous athletes, tremendous guys. I had an idea that would be doing pretty good the way that the Hofferts executed the race plan today. Follow up with Nolan and those other guys and that is what did it today."

Nolan Tweedy followed the Hoffert brothers with a 19th place finish. Yorkville had three all-state runners on this day, but it all started up front.

"I learned from last race that I needed to stay back a little," Jake said. "We ran a fast first mile and we kind of suffered in the end."

"We were gaining on them at the end. He (Jake) has the better kick," Luke added. "We were just catching them at the end of the race. It just gave us better motivation."

Yorkville also received great efforts from **Trevor Wills** (65th) and **Richard Skogsberg** (71st) as the other scoring runners for the Foxes. Their 75 second five runner split based off of the front running that they had was the ingredient for a state championships.

Illiana Christian just edged Vernon Hills for second place 134-136. Both teams ran great tactical races to get them into the position that they were in. As the pace was going crazy up front, the Illiana pack led by **Nick Fiene** and **Colin DeYoung** was in the mid 60's at the mile going out in a conservative 4:58 first mile, some thirty seconds behind the leaders. They moved during the second mile to put themselves in great position. Vernon Hills had **Kyle Whitney** at 4:51 at the first checkpoint with the rest of his teammates between 5:03 and 5:09.

Fiene (7th) and DeYoung (14th) earned all-state honors with their finishes. Overall, Illiana Christian had a 52 second split on their first five runners. Vernon Hills, led by the eighth place finish by Whitney, had a split of 54 seconds on their five. 2012 team champion Chicago Jones received a ninth place finish from **Peter Schaible** to place a surprising fourth.

I was stopped by a parent from Illiana Christian on my way to the awards area. He told me that the team was down after their expectations for the team championship did not happen. In a few days they would be proud of their accomplishments I was told.

How true.

Boys Cross Country Class 2A State Final Results — 2013-14

Team Results

ILLINOIS HIGH SCHOOL ASSOCIATION
State Cross Country Championships
Boys 2A - November 9, 2013
Team Scores

Place	Score	SCHOOL	(Total, Average, Pack Times)
1.	119	Yorkville	(1:16:31, 15:18.19, 1:16)
	2	3 14 47 53 (106) (149)	
		Jake Hoffert, Luke Hoffert, Nolan Tweedy, Trevor Wills, Richard Skogsberg, Jake Firrantello, Thor Hester	
2.	134	Lansing (Illiana Christian)	(1:17:41, 15:32.07, 0:52)
	6	12 22 43 51 (64) (76)	
		Nick Fiene, Colin DeYoung, Tony Wondaal, Nick Wondaal, Tom McGuire, Kevin Vroegh, Austin Gibson	
3.	136	Vernon Hills	(1:17:53, 15:34.59, 0:54)
	7	17 26 28 58 (78) (83)	
		Kyle Whitney, Shane Williamson, Rob Williams, Tyler Smith, Nick Webber, Eric Doerhoefer, Ben Mohrdieck	
4.	166	Chicago (Jones)	(1:18:27, 15:41.25, 0:49)
	9	33 34 36 54 (89) (113)	
		Peter Schaible, Markiyan Protsiv, Kyle Maloney, Tony Gonzalez, Anthony Solis, Will Sarchet, Nico Moreno	
5.	173	Glen Ellyn (Glenbard South)	(1:17:54, 15:34.72, 1:22)
	1	20 44 48 60 (80) (110)	
		John Wold, Joe Singleton, Joe Meade, Ibrahim Jawad, Andrew Kladiwa, Jon O'Rourke, Michael King	
6.	196	Metamora	(1:18:55, 15:46.92, 0:33)
	18	32 38 40 68 (93) (135)	
		John Mangold, Jake Gillum, Joel Anglin, Travis Scheirer, Keaton McClure, Matt Wipfler, Jason Argo	
7.	227	Crystal Lake (Central)	(1:18:45, 15:44.87, 1:16)
	4	24 42 72 85 (88) (91)	
		Ryan Pitner, PJ McKay, Zach Gemmel, Jake Cannizzo, Michael Penza, Nick Amato, Cole Barkocy	
8.	250	Dixon (H.S.)	(1:18:52, 15:46.34, 1:17)
	11	13 61 63 102 (130) (151)	
		Simon Thorpe, Cody Sondgeroth, Evan Grady, Austin Trevino, Skylar Mitchell, Kylian Lally, Blain Masterson	
9.	252	Springfield (H.S.)	(1:19:07, 15:49.27, 1:00)
	10	39 56 70 77 (82) (138)	
		Tyler Owens, Pat Fitzgibbon, Logan Besalke, Mike Neposchlan, Heath Warren, Eric Wise, Amir Rasmussen	
10.	285	West Chicago (Wheaton Academy)	(1:19:51, 15:58.06, 0:30)
	31	46 50 74 84 (140) (165)	
		Brandon Lach, Jacob Robleski, Noah Van Dyke, Jonah Jones, Mitchell Smith, Jimmy Ridge, Chris Jones	
11.	382	Dunlap	(1:20:48, 16:09.41, 0:56)
	23	29 99 107 124 (148) (158)	
		John Eberle, Anthony Holshouser, Phillip Copeland, Drew Fick, Thomas Skeels, Carson Potts, Dotun Taiwo	
12.	384	Chatham (Glenwood)	(1:20:46, 16:09.03, 0:53)
	25	59 79 101 120 (139) (157)	
		Landon Skelly, Grant Kaiser, Chris Durr, Grant Luebke, Grant Luebke, Tyler Jones, Jonathan Durr, Jason Olson	

13. 390 Rock Island (Alleman) (1:20:15, 16:02.92, 1:33)
5 71 75 118 121 (136) (185)
Zach Hird, Matthew Mallary, Kienan Otto, Augie Darrow,
Aaron Golding, Wesley Graham, Alec Ewers
14. 390 Normal (University) (1:20:46, 16:09.14, 0:51)
30 66 73 98 123 (143) (178)
Alexander Bruno, Lucas Houska, Eli Hill, J.D. LaFayette,
Andrew Walch, Aidan Vaughn, Cameron Herbert
15. 406 Mahomet (M.-Seymour) (1:21:03, 16:12.40, 0:37)
45 67 86 100 108 (137)
Andrew Walmer, James Williams, William Wolf, Gabe Pommier,
Ethan Russell, Jackson Powell
16. 408 Bensenville (Fenton) (1:21:04, 16:12.66, 0:46)
35 55 92 104 122 (128) (164)
Danny Wiggin, Cristian Silva, Jose Perez-Vasquez, Rodrigo Estrada,
Axel Nava, Joseph Rivas, Cosme Bailon
17. 410 Grayslake (Central) (1:21:07, 16:13.38, 0:44)
37 57 97 103 116 (162) (176)
Jack Battaglia, Max Brunk, Kevin Orozco, Suneed Ahmed,
Danny Vincent, Ben Shwaiko, Steven Anderson
18. 423 Waterloo (H.S.) (1:20:57, 16:11.38, 1:10)
19 27 117 127 133 (154) (180)
Lance Mueller, Cole Rodenberg, Weston Liefer, Will Zeisset,
Jake Schwartz, Dustin Schrieber, Evan Arenes
19. 425 Lisle (Benet Academy) (1:21:11, 16:14.08, 0:29)
62 69 94 95 105 (129) (150)
Brady McLaughlin, Sean Harnik, Max Tuttle, Jimmy Watson,
Kelly Crombie, John Stoppelman, Phillip Parisi
20. 432 Mascoutah (1:20:36, 16:07.11, 1:45)
8 16 131 132 145 (156) (167)
Noah Affolder, Murphy Affolder, Nate Montemayor, Daniel pearson,
Ethan Price, Matt Thompson, Julian Johnson
21. 444 Crystal Lake (Prairie Ridge) (1:21:25, 16:16.82, 1:02)
41 52 90 114 147 (152) (166)
Mitch Kazin, Filip Pajak, Scott Hearne, Tyler Figgins, Chris Berg,
Jude Mariutto, David Tulke
22. 493 Maple Park (Kaneland) (1:21:52, 16:22.36, 0:47)
49 87 111 112 134 (144) (155)
Nathaniel Kucera, Andrew Lesak, Sean Spaetzel, Ryan Bower,
Kyle Carter, Brandon Park, Luis Acosta
23. 535 East Peoria (1:22:20, 16:27.95, 1:57)
15 96 119 142 163 (187)
Matthew Church, Michael Church, Cody Giebelhausen, Jimmy Kaufman,
Nick Hillier, Patrick Schwinn
24. 621 Elmwood Park (1:23:07, 16:37.38, 0:54)
81 115 125 141 159 (161) (172)
Ricky Wojcik, Rocco Lepore, Dante Bruno, Lucas Kieffer, Keit Dine,
Austin Tillema, Nick Dombrowski
25. 693 Chicago (Mt. Carmel) (1:26:14, 17:14.73, 2:44)
21 146 168 177 181 (183) (186)
Dan O'Keefe, Brendan Jacobs, Andrew Jacobs, Kenny Koval,
Nick Gallapo, Mike Bradley, Alex Khong
26. 694 Chicago (University) (1:25:56, 17:11.18, 1:58)
65 109 171 174 175 (182) (184)
Jacob Meyer, Max Volchenboum, Arthur Chang, Frank Waggoner,
Oliver Maciak, Zach Emanuel, Taylor Horton
27. 778 Chicago (Lake View) (1:25:43, 17:08.42, 0:58)
126 153 160 169 170 (173) (179)
Daniel Aguilar, Ryan Reynolds, Luis Gomez, Maury Cervantes,
Dillon McDonnell, Daniel Ayala, Jonathan Carvajal

Individual Results

ILLINOIS HIGH SCHOOL ASSOCIATION State Cross Country Championships Boys 2A - November 9, 2013

Place	TmPl	NAME	SCHOOL	YEAR	TIME	Pace
1.	1	John Wold	Glen Ellyn (Glenbard South)	Sr	14:38	4:52.4
2.		Johnny Leverenz	Danville (H.S.)	Sr	14:40	4:53.1
3.	2	Jake Hoffert	Yorkville	Jr	14:40	4:53.3
4.	3	Luke Hoffert	Yorkville	Jr	14:43	4:54.2
5.	4	Ryan Pitner	Crystal Lake (Central)	Sr	14:59	4:59.4
6.	5	Zach Hird	Rock Island (Alleman)	Sr	15:00	4:59.9
7.	6	Nick Fiene	Lansing (Illiana Christian)	Jr	15:04	5:01.2
8.	7	Kyle Whitney	Vernon Hills	Sr	15:05	5:01.4
9.	8	Noah Affolder	Mascoutah	Fr	15:05	5:01.6
10.	9	Peter Schaible	Chicago (Jones)	Sr	15:08	5:02.6
11.	10	Tyler Owens	Springfield (H.S.)	Sr	15:09	5:03.0
12.	11	Simon Thorpe	Dixon (H.S.)	Sr	15:10	5:03.2
13.		Eryk Yunk	Belvidere (North)	So	15:12	5:03.9
14.	12	Colin DeYoung	Lansing (Illiana Christian)	So	15:14	5:04.5
15.		Bryan Quinonez	Chicago (Kennedy)	Sr	15:16	5:05.2
16.		Ben Richter	Troy (Triad)	Sr	15:17	5:05.4
17.	13	Cody Sondgeroth	Dixon (H.S.)	Sr	15:19	5:06.0
18.		Zac Justus	Pontiac	Sr	15:19	5:06.2
19.	14	Nolan Tweedy	Yorkville	Sr	15:21	5:06.7
20.		Nick Brey	Arlington Heights (St. Viator)	Sr	15:21	5:06.7
21.		Luke Beattie	Woodstock (H.S.)	So	15:21	5:06.9
22.	15	Matthew Church	East Peoria	Jr	15:22	5:07.1
23.		Sam Doud	Bloomington (H.S.)	Sr	15:23	5:07.6
24.		Mark Myers	Lake Forest (H.S.)	So	15:23	5:07.6
25.	16	Murphy Affolder	Mascoutah	Sr	15:25	5:08.2
26.		Clay Musial	Burlington (Central)	Jr	15:29	5:09.4
27.	17	Shane Williamson	Vernon Hills	Fr	15:30	5:09.9
28.	18	John Mangold	Metamora	Jr	15:30	5:09.9
29.	19	Lance Mueller	Waterloo (H.S.)	Jr	15:31	5:10.0
30.		Jonathan Landis	Sterling (H.S.)	Fr	15:31	5:10.3
31.	20	Joe Singleton	Glen Ellyn (Glenbard South)	Sr	15:34	5:11.1
32.	21	Dan O'Keefe	Chicago (Mt. Carmel)	Sr	15:35	5:11.5
33.		David Modert	Mt. Vernon (H.S.)	Sr	15:36	5:11.7
34.		Adam Millburg	Sycamore (H.S.)	Jr	15:37	5:12.2
35.	22	Tony Wondaal	Lansing (Illiana Christian)	Sr	15:38	5:12.5
36.	23	John Eberle	Dunlap	Sr	15:39	5:12.7
37.	24	PJ McKay	Crystal Lake (Central)	Sr	15:39	5:13.0
38.		Brady Carius	Morton	Jr	15:40	5:13.1
39.	25	Landon Skelly	Chatham (Glenwood)	So	15:40	5:13.2
40.	26	Rob Williams	Vernon Hills	Jr	15:40	5:13.3
41.	27	Cole Rodenberg	Waterloo (H.S.)	Jr	15:41	5:13.5
42.	28	Tyler Smith	Vernon Hills	Jr	15:42	5:13.9
43.	29	Anthony Holshouser	Dunlap	Sr	15:43	5:14.2
44.	30	Alexander Bruno	Normal (University)	Jr	15:43	5:14.2
45.		Chris Fortin	Peoria (Notre Dame)	Sr	15:44	5:14.6
46.	31	Brandon Lach	West Chicago (Wheaton Academy)	Jr	15:45	5:14.8
47.		Corey White	Champaign (Central)	Sr	15:46	5:15.1
48.	32	Jake Gillum	Metamora	Fr	15:46	5:15.2
49.	33	Markiyan Protsiv	Chicago (Jones)	Jr	15:47	5:15.6
50.	34	Kyle Maloney	Chicago (Jones)	Jr	15:47	5:15.7
51.	35	Danny Wiggins	Bensenville (Fenton)	Sr	15:48	5:15.7
52.	36	Tony Gonzalez	Chicago (Jones)	Sr	15:49	5:16.1
53.	37	Jack Battaglia	Grayslake (Central)	So	15:49	5:16.1
54.	38	Joel Anglin	Metamora	Sr	15:49	5:16.2
55.	39	Pat Fitzgibbon	Springfield (H.S.)	Sr	15:49	5:16.3
56.	40	Travis Scheirer	Metamora	Sr	15:49	5:16.3
57.	41	Mitch Kazin	Crystal Lake (Prairie Ridge)	Jr	15:50	5:16.4
58.	42	Zach Gemmel	Crystal Lake (Central)	Sr	15:50	5:16.7
59.	43	Nick Wondaal	Lansing (Illiana Christian)	So	15:51	5:16.9

60.	Andrew Hallet	Wheaton (St. Francis)	Sr	15:51	5:17.0
61.	44 Joe Meade	Glen Ellyn (Glenbard South)	Sr	15:52	5:17.2
62.	45 Andrew Walmer	Mahomet (M.-Seymour)	Fr	15:52	5:17.3
63.	46 Jacob Robleski	West Chicago (Wheaton Academy)	So	15:53	5:17.4
64.	Joshua McCoy	Pontiac	Sr	15:53	5:17.5
65.	47 Trevor Wills	Yorkville	So	15:53	5:17.5
66.	48 Ibrahim Jawad	Glen Ellyn (Glenbard South)	Jr	15:54	5:17.8
67.	49 Nathaniel Kucera	Maple Park (Kaneland)	Sr	15:54	5:18.0
68.	50 Noah Van Dyke	West Chicago (Wheaton Academy)	Jr	15:55	5:18.3
69.	51 Tom McGuire	Lansing (Illiana Christian)	Jr	15:56	5:18.4
70.	52 Filip Pajak	Crystal Lake (Prairie Ridge)	Fr	15:56	5:18.4
71.	53 Richard Skogsberg	Yorkville	Sr	15:56	5:18.6
72.	Thomas Thornton	Bartonville (Limestone)	Jr	15:56	5:18.7
73.	Mitchell Rushing	Marion (H.S.)	Jr	15:57	5:18.8
74.	54 Anthony Solis	Chicago (Jones)	Jr	15:57	5:18.8
75.	55 Cristian Silva	Bensenville (Fenton)	Sr	15:57	5:19.0
76.	56 Logan Besalke	Springfield (H.S.)	So	15:58	5:19.1
77.	57 Max Brunk	Grayslake (Central)	Jr	15:58	5:19.1
78.	58 Nick Webber	Vernon Hills	Sr	15:58	5:19.2
79.	59 Grant Kaiser	Chatham (Glenwood)	Sr	15:58	5:19.2
80.	60 Andrew Kladiwa	Glen Ellyn (Glenbard South)	Sr	15:59	5:19.4
81.	61 Evan Grady	Dixon (H.S.)	Jr	15:59	5:19.5
82.	62 Brady McLaughlin	Lisle (Benet Academy)	Jr	15:59	5:19.6
83.	63 Austin Trevino	Dixon (H.S.)	Sr	16:00	5:19.8
84.	64 Kevin Vroegh	Lansing (Illiana Christian)	Sr	16:00	5:19.9
85.	65 Jacob Meyer	Chicago (University)	So	16:00	5:20.0
86.	Mark Stice	Sycamore (H.S.)	Sr	16:01	5:20.2
87.	Ryan Frow	Peoria (Notre Dame)	Sr	16:01	5:20.2
88.	66 Lucas Houska	Normal (University)	Sr	16:01	5:20.3
89.	Nick Vilimek	Wheaton (St. Francis)	Sr	16:02	5:20.4
90.	67 James Williams	Mahomet (M.-Seymour)	Sr	16:02	5:20.4
91.	Grant Livingston	Taylorville	Sr	16:02	5:20.5
92.	68 Keaton McClure	Metamora	Jr	16:02	5:20.7
93.	69 Sean Harnik	Lisle (Benet Academy)	Jr	16:03	5:20.8
94.	70 Mike Neposchlan	Springfield (H.S.)	Jr	16:03	5:20.9
95.	71 Matthew Mallary	Rock Island (Alleman)	Sr	16:04	5:21.0
96.	72 Jake Cannizzo	Crystal Lake (Central)	Jr	16:04	5:21.2
97.	Bermudez Alexis	Chicago (Little Village)	Sr	16:05	5:21.6
98.	73 Eli Hill	Normal (University)	Jr	16:06	5:21.7
99.	74 Jonah Jones	West Chicago (Wheaton Academy)	Fr	16:06	5:21.9
100.	75 Kienan Otto	Rock Island (Alleman)	Jr	16:07	5:22.2
101.	76 Austin Gibson	Lansing (Illiana Christian)	Sr	16:07	5:22.3
102.	77 Heath Warren	Springfield (H.S.)	So	16:09	5:22.9
103.	Javier Montelongo	Aurora (Central Catholic)	Sr	16:10	5:23.1
104.	78 Eric Doerhoefer	Vernon Hills	Sr	16:10	5:23.2
105.	79 Chris Durr	Chatham (Glenwood)	Fr	16:10	5:23.3
106.	Matt Przeslicke	Evergreen Park	Jr	16:10	5:23.3
107.	80 Jon O'Rourke	Glen Ellyn (Glenbard South)	So	16:11	5:23.4
108.	81 Ricky Wojcik	Elmwood Park	Sr	16:12	5:23.8
109.	82 Eric Wise	Springfield (H.S.)	Jr	16:13	5:24.2
110.	83 Ben Mohrdieck	Vernon Hills	Sr	16:13	5:24.3
111.	84 Mitchell Smith	West Chicago (Wheaton Academy)	So	16:14	5:24.5
112.	85 Michael Penza	Crystal Lake (Central)	Jr	16:14	5:24.6
113.	86 William Wolf	Mahomet (M.-Seymour)	Jr	16:16	5:25.1
114.	87 Andrew Lesak	Maple Park (Kaneland)	Jr	16:17	5:25.5
115.	88 Nick Amato	Crystal Lake (Central)	Sr	16:17	5:25.5
116.	89 Will Sarchet	Chicago (Jones)	Jr	16:18	5:25.7
117.	Dan Krasich	Oak Lawn (Richards)	Sr	16:18	5:25.8
118.	90 Scott Hearne	Crystal Lake (Prairie Ridge)	Jr	16:19	5:26.2
119.	91 Cole Barkocy	Crystal Lake (Central)	Fr	16:19	5:26.2
120.	Lincoln VamMeter	Decatur (MacArthur)	Jr	16:20	5:26.4
121.	92 Jose Perez-Vasquez	Bensenville (Fenton)	Fr	16:20	5:26.5
122.	93 Matt Wipfler	Metamora	Jr	16:21	5:26.7
123.	94 Max Tuttle	Lisle (Benet Academy)	Jr	16:21	5:26.9
124.	95 Jimmy Watson	Lisle (Benet Academy)	Fr	16:22	5:27.2
125.	96 Michael Church	East Peoria	Fr	16:23	5:27.5

126.	97 Kevin Orozco	Grayslake (Central)	Sr	16:23	5:27.6
127.	98 J.D. LaFayette	Normal (University)	Sr	16:24	5:27.9
128.	99 Phillip Copeland	Dunlap	Jr	16:26	5:28.4
129.	100 Gabe Pommier	Mahomet (M.-Seymour)	Fr	16:26	5:28.4
130.	101 Grant Luebkeman	Chatham (Glenwood)	Jr	16:26	5:28.6
131.	102 Skylar Mitchell	Dixon (H.S.)	Sr	16:27	5:28.8
132.	103 Suneed Ahmed	Grayslake (Central)	Jr	16:27	5:28.9
133.	104 Rodrigo Estrada	Bensenville (Fenton)	Sr	16:27	5:28.9
134.	105 Kelly Crombie	Lisle (Benet Academy)	So	16:28	5:29.0
135.	106 Jake Firrantello	Yorkville	So	16:28	5:29.3
136.	107 Drew Fick	Dunlap	Fr	16:28	5:29.3
137.	108 Ethan Russell	Mahomet (M.-Seymour)	Sr	16:29	5:29.5
138.	109 Max Volchenbom	Chicago (University)	Sr	16:29	5:29.7
139.	110 Michael King	Glen Ellyn (Glenbard South)	So	16:30	5:29.7
140.	111 Sean Spaetzel	Maple Park (Kaneland)	So	16:31	5:30.0
141.	112 Ryan Bower	Maple Park (Kaneland)	Sr	16:31	5:30.2
142.	113 Nico Moreno	Chicago (Jones)	So	16:31	5:30.2
143.	114 Tyler Figgins	Crystal Lake (Prairie Ridge)	So	16:31	5:30.3
144.	115 Rocco Lepore	Elmwood Park	Sr	16:32	5:30.4
145.	116 Danny Vincent	Grayslake (Central)	So	16:32	5:30.5
146.	117 Weston Liefer	Waterloo (H.S.)	Sr	16:33	5:30.7
147.	118 Augie Darrow	Rock Island (Alleman)	Fr	16:33	5:30.8
148.	119 Cody Giebelhausen	East Peoria	Jr	16:33	5:30.8
149.	120 Tyler Jones	Chatham (Glenwood)	Sr	16:33	5:30.8
150.	121 Aaron Golding	Rock Island (Alleman)	So	16:33	5:30.8
151.	122 Axel Nava	Bensenville (Fenton)	Jr	16:34	5:31.0
152.	123 Andrew Walch	Normal (University)	Jr	16:34	5:31.1
153.	124 Thomas Skeels	Dunlap	Jr	16:34	5:31.1
154.	125 Dante Bruno	Elmwood Park	So	16:34	5:31.2
155.	126 Daniel Aguilar	Chicago (Lake View)	Sr	16:34	5:31.3
156.	Jaime Marcos	Chicago (Von Steuben)	Fr	16:35	5:31.4
157.	127 Will Zeisset	Waterloo (H.S.)	Jr	16:35	5:31.6
158.	128 Joseph Rivas	Bensenville (Fenton)	Jr	16:37	5:32.3
159.	129 John Stoppelmen	Lisle (Benet Academy)	Sr	16:38	5:32.4
160.	130 Kylian Lally	Dixon (H.S.)	Sr	16:39	5:32.7
161.	131 Nate Montemayor	Mascoutah	Fr	16:39	5:32.8
162.	132 Daniel Pearson	Mascoutah	So	16:39	5:32.8
163.	133 Jake Schwartz	Waterloo (H.S.)	Fr	16:40	5:33.1
164.	134 Kyle Carter	Maple Park (Kaneland)	Sr	16:41	5:33.5
165.	135 Jason Argo	Metamora	Jr	16:41	5:33.6
166.	136 Wesley Graham	Rock Island (Alleman)	Jr	16:42	5:33.7
167.	137 Jackson Powell	Mahomet (M.-Seymour)	Jr	16:43	5:34.0
168.	138 Amir Rasmussen	Springfield (H.S.)	Sr	16:43	5:34.3
169.	139 Jonathan Durr	Chatham (Glenwood)	Jr	16:44	5:34.4
170.	140 Jimmy Ridge	West Chicago (Wheaton Academy)	Fr	16:45	5:34.8
171.	Steven Orta	Chicago (Noble Street Charter/	Sr	16:45	5:34.9
172.	141 Lucas Kieffer	Elmwood Park	Jr	16:46	5:35.1
173.	142 Jimmy Kaufman	East Peoria	Jr	16:46	5:35.2
174.	143 Aidan Vaughn	Normal (University)	So	16:47	5:35.6
175.	Sam LaSota	Chicago (Payton)	Jr	16:48	5:35.9
176.	144 Brandon Park	Maple Park (Kaneland)	Jr	16:50	5:36.4
177.	145 Ethan Price	Mascoutah	Fr	16:50	5:36.4
178.	146 Brendan Jacobs	Chicago (Mt. Carmel)	So	16:51	5:36.7
179.	147 Chris Berg	Crystal Lake (Prairie Ridge)	Jr	16:51	5:36.8
180.	148 Carson Potts	Dunlap	Fr	16:51	5:36.8

181.	149	Thor Hester	Yorkville	So	16:51	5:36.9
182.	150	Phillip Parisi	Lisle (Benet Academy)	Jr	16:52	5:37.1
183.	151	Blain Masterson	Dixon (H.S.)	Fr	16:53	5:37.5
184.		Saul Hernandez	Chicago (Foreman)	Jr	16:53	5:37.7
185.	152	Jude Mariutto	Crystal Lake (Prairie Ridge)	Sr	16:55	5:38.2
186.	153	Ryan Reynolds	Chicago (Lake View)	Jr	16:59	5:39.5
187.	154	Dustin Schrieber	Waterloo (H.S.)	Sr	16:59	5:39.6
188.	155	Luis Acosta	Maple Park (Kaneland)	Sr	17:00	5:39.9
189.	156	Matt Thompson	Mascoutah	Sr	17:00	5:39.9
190.	157	Jason Olson	Chatham (Glenwood)	Sr	17:00	5:39.9
191.	158	Dotun Taiwo	Dunlap	Fr	17:04	5:41.1
192.		Wesley Chan	Chicago (Payton)	Jr	17:05	5:41.5
193.	159	Keit Dine	Elmwood Park	So	17:06	5:41.8
194.	160	Luis Gomez	Chicago (Lake View)	Sr	17:08	5:42.4
195.	161	Austin Tillema	Elmwood Park	Sr	17:15	5:44.7
196.	162	Ben Shwaiko	Grayslake (Central)	Sr	17:17	5:45.6
197.	163	Nick Hillier	East Peoria	Sr	17:19	5:46.1
198.	164	Cosme Bailon	Bensenville (Fenton)	Sr	17:19	5:46.3
199.	165	Chris Jones	West Chicago (Wheaton Academy)	Jr	17:20	5:46.6
200.	166	David Tulke	Crystal Lake (Prairie Ridge)	Fr	17:21	5:47.0
201.	167	Julian Johnson	Mascoutan	So	17:22	5:47.1
202.	168	Andrew Jacobs	Chicago (Mt. Carmel)	Sr	17:28	5:49.3
203.	169	Maury Cervantes	Chicago (Lake View)	Sr	17:32	5:50.4
204.	170	Dillon McDonnell	Chicago (Lake View)	Fr	17:32	5:50.4
205.	171	Arthur Chang	Chicago (University)	Jr	17:40	5:53.1
206.	172	Nick Dombrowski	Elmwood Park	Sr	17:45	5:54.7
207.	173	Daniel Ayala	Chicago (Lake View)	Sr	17:45	5:55.0
208.	174	Frank Waggoner	Chicago (University)	Sr	17:51	5:56.7
209.	175	Oliver Maciak	Chicago (University)	Fr	17:58	5:59.2
210.	176	Steven Anderson	Grayslake (Central)	Sr	18:00	6:00.0
211.	177	Kenny Koval	Chicago (Mt. Carmel)	So	18:04	6:01.0
212.	178	Cameron Herbert	Normal (University)	So	18:13	6:04.1
213.	179	Jonathan Carvajal	Chicago (Lake View)	Sr	18:15	6:05.0
214.	180	Evan Arenes	Waterloo (H.S.)	Sr	18:16	6:05.3
215.	181	Nick Gallapo	Chicago (Mt. Carmel)	Sr	18:18	6:06.0
216.	182	Zach Emanuel	Chicago (University)	Jr	18:25	6:08.2
217.	183	Mike Bradley	Chicago (Mt. Carmel)	Jr	18:30	6:09.8
218.	184	Taylor Horton	Chicago (University)	Jr	18:48	6:15.8
219.	185	Alec Ewers	Rock Island (Alleman)	Sr	18:58	6:19.0
220.	186	Alex Khong	Chicago (Mt. Carmel)	Sr	19:18	6:26.0
221.	187	Patrick Schwinn	East Peoria	Jr	20:28	6:49.0

Decatur St. Teresa Girls 4-Peat



The first race of the day was marred by a 30-minute power outage delay that affected nearly 20,000 homes and businesses in the area. The effect that it had on Keller may have turned out for the best. She indicated afterwards that the delay quelled her nerves. "The delay made me feel less nervous," she said shyly.

Keller proceeded to go out hard on a windy day at historic Detweiller Park and blew away her competitors with a finishing time of 16:35. The freshman sensation used a bullet train first mile in 5:23 to wow the crowd and put away any notion of an upset. In the process, she established a new classification championship meet record previously held by Bastert. It would also be the tenth fastest IHSA state meet time and 45-seconds ahead of second place finisher **Kelsey Hildreth** (Sr., Byron).

Freshman **Daly Galloway** of Gardner (G.,-South Wilmington) bolted out of nowhere to outkick last year's runner-up finisher **Rachel Devereux** (Sr., Decatur St. Teresa) for third place. Peterburg-Porta sophomore twins **Adrienne** and **Maria Brauer** finished virtually side by side to take the fifth and sixth spots. Next up to polish up the top ten was Chicago (Latin) senior **Victoria Bianco**. She ran to a personal best 17:45 to earn the seventh place slot. Metro-East Sectional champion **Deanna Deterding** (Jr., Red Bud) finished eighth, **Taylor Bartolozzi** (So., Rochester) took the ninth position of Rochester finishing ninth, and Urbana (University) freshman **Annemarie Michael** anchored the tenth position.

Despite the early morning chill and unexpected delay in action, the all-state cutoff was 18:14. It was a fast year for the 1A girls, and with so many underclassmen finishing in the top ten, it does not look to get slower any time soon.

#1 Decatur (St. Teresa) came as the heavy favorite and did what was expected of them and win their fourth consecutive blowout title scoring 73 points.

The Bulldogs produced two all-state runners led by Devereux and 25th place finisher **Audrey Vandercar** (Sr.). The scoring split of 1:11 is a tremendous feat with a talented front runner like Devereux running the show.

Rochester earned a second place trophy on 116 points. The Rockets were led by Bartolozzi and 27th place **Krissy Finley** (Sr.).

Tipping the rankings for a trophy was surprise third place finisher Chicago (Latin) tallying 130 points. Head Coach **Dan Daly** brimmed with a smile as he stated that this was "easily my best team ever." The Romans finished the season strong with Bianco and 23rd place **Abigail Nadler** (Jr.).

Another team that finished a surprising fourth with 202 points was the Oregon Sectional champion Kewanee (Wethersfield) squad. The Lady Hawks transitioned well from a tough sectional course onto a faster Detweiller speedway.

Monticello, who was #1 during a significant part of the season, had to endure significant health issues faded to ninth in the team standings.

 [Print this page](#)

11/17/13 10:46

12. 319 Henry (H.-Senachwine) [Coop] (1:38:53, 19:46.42, 1:56)
 24 41 55 96 103 (107)
 Jillian Monier, Erin McKee, Ronna Pettis, Melanie Yanke,
 Emma Cluskey, Lauren Sendelbach
13. 320 Ottawa (Marquette) (1:38:32, 19:42.32, 2:28)
 11 35 77 95 102 (172)
 Dani Aurit, Paige Aurit, Maria Ivanova, Olivia Rhoades,
 McKenzie Mattes, Katelyn Johnson
14. 327 Cartersville (1:39:02, 19:48.36, 1:54)
 25 42 59 92 109 (137) (165)
 Aurora Breeden, Kami Hankins, Megan Adams, Madison Meyer,
 Scarlett DeRouse, Anna Spoerre, Kelly Adams
15. 356 Elmwood [Coop] (1:39:28, 19:53.53, 0:36)
 60 63 67 78 88 (94) (127)
 Mariah Dunniway, Kendra Gorham, Cassie Karn, Gab Nelson,
 Sara Rosecrans, Hannelore Book, Allie Meyers
16. 368 Byron (1:38:40, 19:43.98, 3:56)
 1 72 83 84 128 (129) (144)
 Kelsey Hildreth, Bri Williams, Kaitlyn Buck, Aya Bridgeland,
 Paige Holloway, Cassie Sievers, Summer Field
17. 399 Aurora (Central Catholic) (1:40:42, 20:08.38, 1:41)
 36 43 100 106 114 (116) (156)
 Karina Liz, Irene Crown, Stephanie Hall, Olivia James, Amy Brouch,
 Emily Ziegler, Katie Marter
18. 399 Freeburg (1:40:28, 20:05.55, 2:06)
 30 66 87 97 119 (153) (159)
 Kristen Collier, Emily Marler, Lindsey Mank, Ashley Gilmore,
 Emma Farley, Taylor Haskenhoff, Haley Alt
19. 429 Harvard (1:41:22, 20:16.35, 3:13)
 19 56 89 122 143 (161)
 Jordan Peterson, Morgan Logan, Javauneeka Jacobs, Taylor Binz,
 Daphne Austin, Jazmin Anaya
20. 449 Kankakee (McNamara) (1:41:41, 20:20.10, 1:59)
 47 73 85 113 131 (155) (163)
 Cassidy Degenouges, Jenna Devenouges, Elizabeth Stam, Laylah Funk,
 Samantha Gonski, Hannah Lambert, Madison Gonski
21. 483 Westmont (1:42:55, 20:34.94, 2:13)
 51 61 98 134 139 (152) (170)
 Maggie Arndt, Annie Carlson, Imogene Asa, Michelle Launi,
 Brittany Eiermann, Katie Muncie, Victoria Thomas
22. 490 Herrin (H.S.) (1:44:51, 20:58.13, 4:56)
 15 16 133 160 166 (167) (171)
 Kara Martin, Maura Farrell, Brooklyn Schlappi, Lexis Wieland,
 Erin Lukens, Alexis Dickerson, Tori Mattingly
23. 530 Des Plaines (Willows Academy) (1:43:48, 20:45.59, 1:56)
 57 82 123 132 136 (141) (146)
 Stephanie Sommers, Brigid Walsh, Anna Sroka, Julie Snitzer,
 Teresa Kenny, Maura Walsh, Maeve Dunaway
24. 590 Murphysboro (1:45:18, 21:03.59, 1:29)
 99 105 111 126 149 (157) (164)
 Molly Groninger, Brandy Dedecker, Bria Ciganovich, Taija Nelson,
 Rachel Jacobs, Meagan Lindsey, Sarah Sauerhage
25. 670 Salem (1:47:52, 21:34.34, 1:24)
 110 117 142 150 151 (168) (169)
 Christian Daniels, Emily Daniels, Cassie Bailey, Emily Wade,
 Esther Schwanemann, Sarah Pokojski, Ashton Musial

Individual Results


ILLINOIS HIGH SCHOOL ASSOCIATION Girls 1A - Cross Country Championships Detweiller Park, Peoria, IL November 9, 2013

Place	TmPl	NAME	SCHOOL	YEAR	TIME	Pace
1.		Anna Sophi Keller	Effingham (St. Anthony)	Fr	16:35	5:31.7
2.	1	Kelsey Hildreth	Byron	Sr	17:20	5:46.6
3.		Daly Galloway	Gardner (G.-South Wilmington)	Fr	17:30	5:49.8
4.	2	Rachel Devereux	Decatur (St. Teresa)	Sr	17:32	5:50.4
5.	3	Adrienne Brauer	Petersburg (PORTA) [Coop]	So	17:33	5:50.9
6.	4	Maria Brauer	Petersburg (PORTA) [Coop]	So	17:34	5:51.0
7.	5	Victoria Bianco	Chicago (Latin)	Sr	17:45	5:54.7
8.		Deanna Deterding	Red Bud	Jr	17:46	5:55.1
9.	6	Taylor Bartolozzi	Rochester	So	17:47	5:55.6
10.	7	Annemarie Michael	Urbana (University)	Fr	17:50	5:56.6
11.		Savannah Ames	Belleville (Althoff Catholic)	Sr	17:53	5:57.6
12.		Haley Miller	Tremont	Sr	17:54	5:57.9
13.		Karyn Paisley	Macomb	Sr	17:55	5:58.1
14.	8	Kirstie Ramsey	Kewanee (Wethersfield) [Coop]	Fr	17:57	5:58.8
15.		Caroline Watts	Lake Forest (Woodlands Academy)	Sr	17:59	5:59.5
16.		Simona Cargnino	Olney (East Richland)	Sr	18:00	5:59.9
17.		Erica Hibser	Lewistown	Jr	18:03	6:00.7
18.		Ryan Block	Knoxville	Fr	18:03	6:00.9
19.		Cheyenne Moore	Winnebago	Sr	18:05	6:01.4
20.		Nicole Beebe	Canton	So	18:05	6:01.6
21.		Maria Baldwin	Minonk (Fieldcrest)	Sr	18:07	6:02.0
22.	9	Jess Clarke	Downs (Tri-Valley) [Coop]	Sr	18:08	6:02.5
23.	10	Abigail Nadler	Chicago (Latin)	Jr	18:08	6:02.7
24.	11	Dani Aurit	Ottawa (Marquette)	Sr	18:12	6:03.9
25.	12	Audrey Vandercar	Decatur (St. Teresa)	Sr	18:14	6:04.6
26.	13	Alyssa Pridemore	St. Joseph (S.J.-Ogden)	Sr	18:26	6:08.4
27.	14	Krissy Finley	Rochester	Sr	18:27	6:08.8
28.		Lea Viano	Carlinville	Sr	18:29	6:09.5
29.	15	Kara Martin	Herrin (H.S.)	So	18:31	6:10.1
30.	16	Maura Farrell	Herrin (H.S.)	So	18:31	6:10.1
31.		Naomi Springer	Stanford (Olympia)	Sr	18:34	6:11.3
32.	17	Hannah Houska	Monticello	Sr	18:35	6:11.5
33.	18	Cailin Jerger	Decatur (St. Teresa)	Sr	18:36	6:11.9
34.	19	Jordan Peterson	Harvard	So	18:37	6:12.1
35.		Megan Grady	Amboy [Coop]	Fr	18:40	6:13.0
36.	20	Lauren Evelti	Decatur (St. Teresa)	So	18:40	6:13.3
37.		Abby Jones	Woodstock (Marian)	Fr	18:41	6:13.7
38.	21	Bree Tschosik	Decatur (St. Teresa)	Jr	18:42	6:13.8
39.	22	Taylor Renfro	Tolono (Unity)	So	18:44	6:14.5
40.	23	Sisay Eisenmenger	Tolono (Unity)	Jr	18:45	6:14.8
41.		Grace Rowan	Belleville (Althoff Catholic)	Jr	18:45	6:14.9
42.	24	Jillian Monier	Henry (H.-Senachwine) [Coop]	Jr	18:46	6:15.1
43.		Isabella Wolke	Arlington Heights (Christian L	Fr	18:48	6:15.7
44.	25	Aurora Breeden	Carterville	Jr	18:54	6:17.8
45.	26	Maddie Hoffman	Chicago (Latin)	Fr	18:54	6:18.0
46.	27	Sophia Lancaster	Chicago (Latin)	Fr	18:55	6:18.0
47.	28	Nicole Bagwell	Tolono (Unity)	Fr	18:56	6:18.7
48.	29	Meagan McNicholas	Rochester	So	18:57	6:18.8
49.	30	Kristen Collier	Freeburg	Fr	18:57	6:18.9
50.	31	Kelsey Clearv	Decatur (St. Teresa)	So	18:57	6:18.9
51.		Olivia Rohr	Pleasant Plains	Sr	18:58	6:19.0
52.		Keri Burmester	Red Bud	So	18:59	6:19.5
53.		Emma Fenelon	Rockford (Lutheran)	Sr	19:02	6:20.3
54.	32	Quincy McSweeney	Eureka	Jr	19:02	6:20.5
55.		Mercy Garriga	Chicago (F.W. Parker)	Sr	19:05	6:21.7
56.	33	Amanda Nelson	Rochester	Sr	19:06	6:21.7
57.	34	Madeline Campbell	Rochester	Fr	19:06	6:22.0
58.	35	Paige Aurit	Ottawa (Marquette)	So	19:08	6:22.6
59.	36	Karina Liz	Aurora (Central Catholic)	So	19:10	6:23.2

60.	37 Kaitlyn Cline	Kewanee (Wethersfield) [Coop]	Jr	19:12	6:23.7
61.	38 Heather Halverson	Downs (Tri-Valley) [Coop]	Sr	19:14	6:24.5
62.	39 Emily Foley	Monticello	Sr	19:15	6:24.7
63.	Makaley Velazquez	Rock Falls	So	19:15	6:25.0
64.	Andrea Pace	Clifton (Central)	Fr	19:18	6:26.0
65.	40 Laura Seiler	Tolono (Unity)	Sr	19:19	6:26.2
66.	41 Erin McKee	Henry (H.-Senachwine) [Coop]	Sr	19:19	6:26.2
67.	42 Kami Hankins	Cartersville	So	19:19	6:26.3
68.	43 Irene Crown	Aurora (Central Catholic)	Jr	19:21	6:27.0
69.	44 Maddie Jackson	Kewanee (Wethersfield) [Coop]	Sr	19:22	6:27.3
70.	45 Olivia Draminski	Kewanee (Wethersfield) [Coop]	So	19:24	6:27.8
71.	46 Abby Fisher	St. Joseph (S.J.-Ogden)	Jr	19:25	6:28.0
72.	Hannah Bosman	Elmhurst (Timothy Christian)	So	19:26	6:28.4
73.	47 Cassidy Degenouges	Kankakee (McNamara)	So	19:26	6:28.4
74.	Colleen Madden	Carlinville	So	19:27	6:28.9
75.	48 Keely Smith	St. Joseph (S.J.-Ogden)	Fr	19:27	6:28.9
76.	49 Berit Hudson-Rasmuss	Urbana (University)	So	19:28	6:29.1
77.	50 Maggie Utgaard	Monticello	Jr	19:28	6:29.2
78.	51 Maggie Arndt	Westmont	Sr	19:31	6:30.0
79.	52 Annie Crumbaugh	Downs (Tri-Valley) [Coop]	Jr	19:32	6:30.5
80.	53 Ashton Jerger	Decatur (St. Teresa)	So	19:33	6:30.8
81.	Sophie Keith	Pinckneyville	So	19:33	6:30.9
82.	Megan Bailey	Mt. Zion	Jr	19:33	6:31.0
83.	54 Mercer Mack	Eureka	So	19:34	6:31.1
84.	55 Ronna Pettis	Henry (H.-Senachwine) [Coop]	So	19:36	6:31.9
85.	56 Morgan Logan	Harvard	Sr	19:36	6:31.9
86.	57 Stephanie Sommers	Des Plaines (Willows Academy)	So	19:37	6:32.2
87.	58 Emma Melchior	St. Joseph (S.J.-Ogden)	So	19:37	6:32.3
88.	59 Megan Adams	Cartersville	Fr	19:39	6:32.7
89.	60 Mariah Dunniway	Elmwood [Coop]	Sr	19:40	6:33.2
90.	61 Annie Carlson	Westmont	So	19:42	6:34.0
91.	62 Madeline Cohen	Chicago (Latin)	Fr	19:43	6:34.3
92.	63 Kendra Gorham	Elmwood [Coop]	Jr	19:43	6:34.3
93.	64 Steffani Wiegand	Eureka	Jr	19:44	6:34.3
94.	Katherine Schneider	Chillicothe (Illinois Valley C	Fr	19:44	6:34.6
95.	65 Annie Gegen	Rochester	Fr	19:45	6:34.7
96.	66 Emily Marler	Freeburg	Jr	19:45	6:34.8
97.	Jordie File	Greenville	Sr	19:47	6:35.3
98.	67 Cassie Karn	Elmwood [Coop]	Fr	19:49	6:36.2
99.	68 Kylie Cline	Kewanee (Wethersfield) [Coop]	Jr	19:50	6:36.6
100.	69 Kate Saulcy	Downs (Tri-Valley) [Coop]	Jr	19:50	6:36.6
101.	70 Dana Baele	Kewanee (Wethersfield) [Coop]	Jr	19:51	6:36.9
102.	71 Ashlyn Lockart	Eureka	So	19:52	6:37.3
103.	72 Bri Williams	Byron	So	19:53	6:37.5
104.	73 Jenna Devenouges	Kankakee (McNamara)	Fr	19:55	6:38.0
105.	74 Abby Gawthorp	St. Joseph (S.J.-Ogden)	So	19:56	6:38.4
106.	75 Abby Reichen	Rochester	Jr	19:56	6:38.6
107.	76 Anna Tamborski	Petersburg (PORTA) [Coop]	So	20:01	6:40.2
108.	77 Maria Ivanova	Ottawa (Marquette)	Jr	20:01	6:40.3
109.	Meghan Gray	Clifton (Central)	Sr	20:02	6:40.6
110.	78 Gab Nelson	Elmwood [Coop]	Sr	20:02	6:40.6
111.	79 Madison Tutich	Monticello	Jr	20:02	6:40.7
112.	80 Tori Aber	Urbana (University)	Fr	20:03	6:41.0
113.	81 Katie Tender	Urbana (University)	So	20:05	6:41.4
114.	82 Brigid Walsh	Des Plaines (Willows Academy)	Sr	20:05	6:41.5
115.	83 Kaitlyn Buck	Byron	Jr	20:06	6:41.9
116.	84 Aya Bridgeland	Byron	Jr	20:07	6:42.1
117.	Ashley Brenning	Sparta	So	20:08	6:42.5
118.	85 Elizabeth Stam	Kankakee (McNamara)	So	20:09	6:43.0
119.	86 McKenzie Walz	Eureka	Fr	20:10	6:43.1
120.	87 Lindsey Mank	Freeburg	Jr	20:13	6:44.3
121.	88 Sara Rosecrans	Elmwood [Coop]	So	20:15	6:44.9
122.	89 Javaunee Jacobs	Harvard	Jr	20:16	6:45.3
123.	90 Meaghan Beatenhead	Eureka	Jr	20:20	6:46.6
124.	91 Keely Miller	Petersburg (PORTA) [Coop]	So	20:21	6:46.9
125.	92 Madison Meyer	Cartersville	So	20:25	6:48.1

126.	Alaina Fett	Marissa [Coop]	Fr	20:27	6:48.8
127.	93 Ha-il Son	Urbana (University)	Fr	20:27	6:48.9
128.	94 Hannelore Book	Elmwood [Coop]	Jr	20:31	6:50.3
129.	Hollie Sinn	Heyworth	Sr	20:32	6:50.4
130.	95 Olivia Rhoades	Ottawa (Marquette)	Jr	20:32	6:50.5
131.	96 Melanie Yanke	Henry (H.-Senachwine) [Coop]	Jr	20:32	6:50.6
132.	97 Ashley Gilmore	Freeburg	Fr	20:33	6:50.7
133.	98 Imogene Asa	Westmont	Jr	20:33	6:50.9
134.	99 Molly Groninger	Murphysboro	Jr	20:35	6:51.4
135.	100 Stephanie Hall	Aurora (Central Catholic)	So	20:39	6:52.8
136.	101 Meghan Waller	Eureka	Fr	20:39	6:53.0
137.	102 McKenzie Mattes	Ottawa (Marquette)	So	20:40	6:53.2
138.	103 Emma Cluskey	Henry (H.-Senachwine) [Coop]	Jr	20:41	6:53.6
139.	104 Ariel Foss	Downs (Tri-Valley) [Coop]	Jr	20:42	6:53.8
140.	105 Brandy Dedecker	Murphysboro	Sr	20:42	6:53.9
141.	106 Olivia James	Aurora (Central Catholic)	Jr	20:43	6:54.2
142.	107 Lauren Sendelbach	Henry (H.-Senachwine) [Coop]	Sr	20:43	6:54.2
143.	108 Sonya Walsten	Tolono (Unity)	Sr	20:44	6:54.6
144.	109 Scarlett DeRouse	Cartersville	Jr	20:47	6:55.7
145.	110 Christian Daniels	Salem	Fr	20:48	6:55.9
146.	111 Bria Ciganovich	Murphysboro	Sr	20:48	6:56.0
147.	112 Lea Slauch	Urbana (University)	Sr	20:49	6:56.0
148.	113 Laylah Funk	Kankakee (McNamara)	Sr	20:49	6:56.2
149.	114 Amy Brouch	Aurora (Central Catholic)	Fr	20:51	6:56.7
150.	115 Maya Dutta	Urbana (University)	Jr	20:52	6:57.3
151.	116 Emily Ziegler	Aurora (Central Catholic)	Jr	20:53	6:57.6
152.	117 Emily Daniels	Salem	Fr	21:00	6:59.9
153.	118 Joycelyn VanAntwerp	Kewanee (Wethersfield) [Coop]	So	21:02	7:00.4
154.	119 Emma Farley	Freeburg	Sr	21:02	7:00.6
155.	120 Audrey Duncan	Monticello	Jr	21:03	7:00.9
156.	121 Rhoda Brucker	Tolono (Unity)	Jr	21:03	7:00.9
157.	122 Taylor Binz	Harvard	Jr	21:05	7:01.6
158.	123 Anna Sroka	Des Plaines (Willows Academy)	Jr	21:09	7:02.7
159.	124 Kaitlynn Stumborg	Tolono (Unity)	Sr	21:09	7:03.0
160.	125 Jessica Kassuelke	St. Joseph (S.J.-Ogden)	Jr	21:12	7:03.9
161.	126 Taija Nelson	Murphysboro	So	21:12	7:03.9
162.	127 Allie Meyers	Elmwood [Coop]	Fr	21:15	7:04.7
163.	128 Paige Holloway	Byron	Fr	21:16	7:05.2
164.	129 Cassie Sievers	Byron	Sr	21:16	7:05.3
165.	130 Katherine Pickerill	Petersburg (PORTA) [Coop]	So	21:22	7:07.3
166.	131 Samantha Gonski	Kankakee (McNamara)	So	21:24	7:07.9
167.	132 Julie Snitzer	Des Plaines (Willows Academy)	So	21:27	7:08.8
168.	133 Brooklyn Schlappi	Herrin (H.S.)	Fr	21:28	7:09.2
169.	134 Michelle Launi	Westmont	Fr	21:28	7:09.3
170.	135 Allison Cummings	Petersburg (PORTA) [Coop]	Jr	21:32	7:10.3
171.	136 Teresa Kenny	Des Plaines (Willows Academy)	So	21:33	7:10.9
172.	137 Anna Spoerre	Cartersville	Sr	21:36	7:11.8
173.	138 Madison Wombles	Downs (Tri-Valley) [Coop]	Sr	21:39	7:12.8
174.	139 Brittany Eiermann	Westmont	So	21:43	7:14.1
175.	140 Anabel Mendoza	Chicago (Latin)	So	21:46	7:15.3
176.	141 Maura Walsh	Des Plaines (Willows Academy)	So	21:47	7:15.4
177.	142 Cassie Bailey	Salem	Fr	21:47	7:15.6
178.	143 Daphne Austin	Harvard	Jr	21:50	7:16.4
179.	144 Summer Field	Byron	Sr	21:53	7:17.6
180.	145 Natalie Beard	Petersburg (PORTA) [Coop]	Fr	21:55	7:18.3
181.	146 Maeve Dunaway	Des Plaines (Willows Academy)	So	21:56	7:18.6
182.	147 Kamry Orcutt	St. Joseph (S.J.-Ogden)	So	21:58	7:19.2
183.	148 Jessica Kubert	Chicago (Latin)	So	22:00	7:19.8
184.	149 Rachel Jacobs	Murphysboro	Sr	22:03	7:20.8
185.	150 Emily Wade	Salem	Fr	22:07	7:22.2
186.	151 Esther Schwanemann	Salem	Jr	22:11	7:23.6
187.	152 Katie Muncie	Westmont	Fr	22:13	7:24.0
188.	153 Taylor Haskenhoff	Freeburg	Jr	22:19	7:26.3
189.	154 Vanessa Holliday	Downs (Tri-Valley) [Coop]	Jr	22:23	7:27.4
190.	155 Hannah Lambert	Kankakee (McNamara)	So	22:29	7:29.4
191.	156 Katie Marter	Aurora (Central Catholic)	Sr	22:39	7:32.9
192.	157 Meagan Lindsey	Murphysboro	Sr	22:41	7:33.5
193.	158 Meggie Schroeder	Monticello	Fr	22:45	7:34.7
194.	159 Haley Alt	Freeburg	Fr	22:47	7:35.5
195.	160 Lexis Wieland	Herrin (H.S.)	So	22:58	7:39.1
196.	161 Jazmin Anaya	Harvard	Jr	23:09	7:42.8
197.	162 Abbie Steffes	Monticello	So	23:10	7:43.1
198.	163 Madison Gonski	Kankakee (McNamara)	Fr	23:14	7:44.5
199.	164 Sarah Sauerhage	Murphysboro	So	23:20	7:46.7
200.	165 Kelly Adams	Cartersville	Jr	23:21	7:46.8

Elmwood wins team championship over Winnebago, Monticello



By Michael Newman

mike@dyestat.com

Peoria, Ill --- The delay in the 1A Girls race caused confusion throughout the runners that would take place in the 1A Boys race. Before the start of the Girls race, it was announced that the 1A Boys' race would go on as scheduled.

As fans were scrambling back and forth across Detweiller Park, runners were trying to prepare for something that they had been training for all year. It's not a good way to get ready for a race when you are trying to do stride outs from the line when you are dodging people. In fact, **Andy Arnez** (Auburn HS) was not allowed to run because he checked in 15 minutes before the start of the race. Even though that you were supposed to be there at 9:35 for the check-ins, teams and individuals were still getting to the line late because of the delay. So much for the IHSA taking logic and common sense into the consideration of a decision.

Jon Davis (Oakwood HS, Fithian) was nervous before the start of the race. The delay did not help him quell that nervousness. "I was nervous today and last night at the hotel," he said. "With the delay, I thought that they would throw us in to save some tie. So I did some stretches, some quick sprints, and hope for the best."

One thing that he had going for him was the comfort level that he had in racing the one runner that would be the co-favorite in the race **Nick Hess** (St. Thomas More, Champaign). The week before at the Decatur St. Teresa Sectional, Davis hung with Hess until the last quarter, kicked and won by eight seconds. He would not have to look for Hess at the starting line. He would be starting right next to him in Box 26.

The start of the race had eerie similarities of the sectional race. **Eric Ponder** (Tuscola HS) had the lead run a 61 second first quarter. Behind him was Hess. On Hess' left side was Davis running stride for stride. The three runners were joined by **Wal Khat** (Mooseheart HS) as the four passed the first mile in 4:43. As they entered the triangle, Hess made a little move in hopes of loosening up the pack. By the half-way point, he had a second lead on Davis and two on Khat. The early fast pace by Ponder was taking effect as he started to drop back.

Hess continued the surge up to the two mile mark. He had opened up a two second lead and it was continuing to grow on Davis as he made the turn onto the stretch adjacent to Route 29. Davis knew that he was running out of time and started to close the gap.

His move was made with 800 Meters to go. "I was going to start to go with 400 to go. That was our tactical plan," Davis said. "I thought I could take him at the eight and bring it home."

Davis moved strong extending his lead with 300 meters to go. He finished at 14:47, gaining sixteen seconds on the St. Thomas More senior in the last half mile. Hess held off a charging **Michael Cook** (Wethersfield HS, Kewanee) for second place. Khat was right behind in fourth. Ponder was eight seconds back in fifth.

"I was right there in front of me. I knew I had it," Davis said describing of his approach to the finish line. "This was my goal all season. I just gave it my all."

It looked like it would be another St. Teresa Sectional battle between Monticello and Tolono Unity. The two teams had close finishes the past three weeks with Monticello winning barely all three times. Someone did not tell Winnebago and Elmwood-Brimfield about those plans.

Elmwood had finished fourth at their sectional the week before. Their pack led by **Nate Herridge** and **Matt Osmulski** gave them two runners in the first 27. Herridge earned all-state honors with his 22nd place finish. Their 44 second split on all five runners was enough to give them their seventh state championship in the school's history and their first since 2008. It was close however.

Elmwood scored 161 points, only six ahead of Winnebago. Monticello finished third with 178 points. Shelbyville was six points out of third scoring 184 points. **Nate Ambrose** led Winnebago with his 26th place finish. Monticello had one all-state runner with **Matt Norvell** finishing 19th.

The splits between the three schools was extremely close. Winnebago only had a 41 second split. Monticello's split was 48 seconds.

Boys Cross Country Class 1A State Final Results — 2013-14

* Last updated at 12:05 pm on Saturday, November 9, 2013



[Print this page](#)

Team Results

ILLINOIS HIGH SCHOOL ASSOCIATION
Cross Country State Finals
Detweiller Park Peoria, Illinois
Boys Class 1A - November 9, 2013

Place	Score	SCHOOL	Team Score	(Total, Average, Pack Times)
1.	161	Elmwood [Coop]	(1:20:14, 16:02.70, 0:44)	
	8	13 39 45 56 (86) (91)		
		Nate Herridge, Matt Osmulski, Kelly Hoffmann, Derek McCoy, John Barratt, Dan Kepple, Kelby Barnewolt		
2.	167	Winnebago	(1:20:28, 16:05.45, 0:41)	
	12	25 26 50 54 (58) (111)		
		Nathan Ambrose, Nathan Smith, Jeff Swanson, Nathan Nozzi, Christian Devant, Allan Daly, Noah Watson		
3.	178	Monticello	(1:20:37, 16:07.28, 0:48)	
	7	21 40 51 59 (103) (123)		
		Matt Norvell, Jesse Galaway, Zach Mesplay, Justin Furcich, Will Montgomery, Sawyer Biddle, Sullivan Brawn		
4.	184	Shelbyville	(1:20:44, 16:08.65, 1:13)	
	6	22 33 44 79 (105) (122)		
		Drennian Martin, Marcus Skinner, Kenton Wilson, Jaden Stockdale, Tyler Pasley, Hunter Plummer, Preston Henze		
5.	191	Tolono (Unity)	(1:20:46, 16:09.07, 0:49)	
	10	29 36 53 63 (71) (119)		
		Andrew Warnes, Austin Woodard, Dawson Dodds, Robert Decker, Jacob Ping, Nick Godsell, Joe Baker		
6.	193	Tremont	(1:20:13, 16:02.50, 1:37)	
	1	3 14 83 92 (120) (127)		
		Connor Ehnle, Caleb Imig, Wilson Pflederer, Colin Siedleck, Matt Henry, Daniel Smalley, Brock Holmes		
7.	218	Pleasant Plains	(1:21:19, 16:15.73, 0:57)	
	17	19 23 72 87 (94) (148)		
		Tyler Johnson, Mitch Johnson, Daniel Plunkett, David Plunkett, Connor Riddle, Seth Owens, Adam Ely		
8.	219	St. Joseph (S.J.-Ogden)	(1:21:26, 16:17.13, 0:45)	
	24	34 37 48 76 (98) (109)		
		Nick Poff, Austin Earp, Braydon Crozier, Corey Thompson, Matthew Knipfer, Ross Smetzer, Nate Phillips		
9.	227	Rochester	(1:21:15, 16:14.90, 1:10)	
	4	38 41 70 74 (132) (151)		
		Michael Gleason, John Freveletti, Noah Edwards, Colin Biesiada, Eli C Cook, Andy Moore, Austin Mitchell		
10.	236	Chicago (Latin)	(1:21:26, 16:17.12, 0:32)	
	30	31 47 60 68 (101) (121)		
		Aidan Sarazen, Jacob Silverman, Simon Ricci, Max Bucksbaum, Jonah Glick, Michael Gross, Alexis Lopez		
11.	294	Urbana (University)	(1:22:14, 16:26.72, 1:05)	
	15	49 55 82 93 (96) (116)		
		Arch Robison, George Gunter, Vinay Shanbhag, Justin Wang,		

Ansel Higgs, Jonny Yockey, Marshall Allston-Yeagle

12. 301 El Paso (E.P.-Gridley) (1:22:22, 16:28.32, 1:27)
 11 18 81 85 106 (138) (143)
 Jacob Ludy, Tyler DeMarb, Andy Layden, Hunter Cobbley, Adam Ludy,
 Luke Barnard, Marc Hartness
13. 306 Rockford (R. Christian) (1:22:07, 16:25.36, 1:38)
 2 64 66 77 97 (108) (117)
 Nick Monkemeyer, Noah Wells, Ethan Volk, Alex Wilfong, Brian Smith,
 Steven Reiersen, David Mecklenburg
14. 310 Sterling (Newman Central Catho) (1:22:49, 16:33.78, 1:49)
 20 35 46 69 140 (154) (164)
 Bryson Reyes, Drew Rosengren, Chris Ahlers, Micah Trancoso,
 Brady Osborn, Andrew Kobbeman, Cay Jungerman
15. 328 Stanford (Olympia) (1:22:32, 16:30.20, 1:41)
 5 57 65 88 113 (142) (156)
 Ryan Van Dyke, Connor Stine, Chase Thurman, Tom Evelsizer,
 Dallas Spencer, Liam O'Rourke, Justin Brown
16. 372 Rock Falls (1:23:46, 16:45.04, 2:24)
 9 16 62 135 150 (155) (160)
 Seth Williams, Brayden Hamblen, Cayden Erickson, Kasey Anger,
 Brodie Henson, Jevon Hey, Cameron Davis
17. 428 Freeburg (1:24:12, 16:50.38, 0:52)
 61 75 84 90 118 (130) (137)
 Jonathan Kraus, Dylan Mueth, Riley Keleher, Patrick Kramper,
 Christophe Alt, Dan Lindauer, Alex Mack
18. 492 Sparta (1:25:19, 17:03.69, 1:30)
 32 67 129 131 133 (134) (144)
 Kenny Heaton, Dylan Huether, Trevor Buckner, Izayah Miller,
 Drew Byington, Jordan Lee, Tommy Martinez
19. 493 Salem (1:25:37, 17:07.24, 1:56)
 27 78 104 139 145 (147) (171)
 Brenner Webster, Caden Owens, Blake Quandt, Quintin Goostree,
 Kyle Rogers, Caleb Willman, Andrew Barnett
20. 528 Wood River (East Alton-W.R.) (1:25:53, 17:10.50, 1:40)
 28 110 126 128 136 (146) (149)
 William McLemore, Tyler Lafferty, Garrett Fulkerson, Aaron Slattey,
 Jacob Rodriguez, Chance Liley, Mike Hall
21. 529 Westmont (1:27:41, 17:32.16, 3:14)
 42 52 107 159 169 (170)
 Nick Dea, Anthony Alessi, Mitch Perrotta, Tony Cordero,
 Eric Peterson, Tim Abbatacola
22. 543 Nashville (1:26:41, 17:20.11, 2:00)
 80 89 99 114 161 (162) (167)
 Jordan Love, Jackson Pierce, Ray Bailey, Derek Malawy, Ryan Kell,
 Patrick Neill, John Schroeder
23. 574 Beecher (1:26:50, 17:21.81, 1:54)
 43 112 125 141 153 (157)
 Nathan Swanson, Josh Nehmer, Garret Toohey, Mitch Darabaris,
 Orlando Brown, Pat Barton
24. 623 Elgin (Harvest Christian Acade) (1:28:43, 17:44.54, 2:30)
 73 102 124 158 166 (172) (173)
 John Vislisl, Jacob Schott, Riley Steiner, Michael Sisko,
 Kurt Pazdra, Brett Cramer, Tyler Heck
25. 625 Niles (Northridge Prep) (1:28:11, 17:38.10, 1:54)
 95 100 115 152 163 (165) (168)
 David Lechuga, Tom Carden, Peter Conroy, Will Thornton,
 Patrick Moore, Sebastian Fuentes, Joe Barisas

Individual Results

ILLINOIS HIGH SCHOOL ASSOCIATION Cross Country State Finals Detweiller Park Peoria, Illinois Boys Class 1A - November 9, 2013

Place	TmPl	NAME	SCHOOL	YEAR	TIME	Pace
1.		Jon Davis	Fithian (Oakwood) [Coop]	So	14:47	4:56
2.		Nick Hess	Champaign (St. Thomas More)	Sr	15:03	5:01
3.		Michael Cook	Kewanee (Wethersfield) [Coop]	Jr	15:04	5:02
4.		Wal Khat	Mooseheart	Jr	15:09	5:03
5.		Eric Ponder	Tuscola	Jr	15:16	5:06
6.	1	Connor Ehnle	Tremont	Sr	15:18	5:06
7.		Cody Baele	Kewanee (Wethersfield) [Coop]	Sr	15:19	5:07
8.		Alex Pettis	Henry (H.-Senachwine) [Coop]	Sr	15:20	5:07
9.	2	Nick Monkemeyer	Rockford (R. Christian)	So	15:22	5:08
10.		Curtis Reed	Mt. Zion	Jr	15:24	5:08
11.	3	Caleb Imig	Tremont	Sr	15:24	5:08
12.		Andrew Sharp	Altamont	Sr	15:27	5:09
13.	4	Michael Gleason	Rochester	Jr	15:33	5:11
14.	5	Ryan Van Dyke	Stanford (Olympia)	Sr	15:33	5:11
15.	6	Drennian Martin	Shelbyville	Sr	15:34	5:12
16.		Michael Brown	Carmi (C.-White County)	Sr	15:35	5:12
17.		Al Baldonado	Spring Valley (Hall)	Jr	15:38	5:13
18.		Mohammad Hosseini	Mt. Zion	Jr	15:38	5:13
19.	7	Matt Norvell	Monticello	Jr	15:38	5:13
20.		Lucas Watson	Quincy (Notre Dame)	Sr	15:38	5:13
21.		Cade Martens	Heyworth	Sr	15:39	5:13
22.	8	Nate Herridge	Elmwood [Coop]	Jr	15:40	5:14
23.	9	Seth Williams	Rock Falls	So	15:41	5:14
24.	10	Andrew Warnes	Tolono (Unity)	So	15:41	5:14
25.	11	Jacob Ludy	El Paso (E.P.-Gridley)	Sr	15:42	5:14
26.	12	Nathan Ambrose	Winnebago	Jr	15:43	5:15
27.	13	Matt Osmulski	Elmwood [Coop]	So	15:44	5:15
28.		Tanner Chada	Aurora (A. Christian)	Fr	15:46	5:16
29.		Ben Strobel	Vandalia	Jr	15:48	5:16
30.	14	Wilson Pflederer	Tremont	Jr	15:50	5:17
31.	15	Arch Robison	Urbana (University)	Sr	15:50	5:17
32.	16	Brayden Hamblen	Rock Falls	Fr	15:54	5:18
33.	17	Tyler Johnson	Pleasant Plains	So	15:55	5:19
34.		Corbin Kakac	Fairfield	Jr	15:55	5:19
35.		TJ Pitcock	Byron	Sr	15:55	5:19
36.	18	Tyler DeMarb	El Paso (E.P.-Gridley)	Sr	15:56	5:19
37.	19	Mitch Johnson	Pleasant Plains	Sr	15:56	5:19
38.	20	Bryson Reyes	Sterling (Newman Central Catho	Jr	15:59	5:20
39.	21	Jesse Galaway	Monticello	Sr	16:00	5:20
40.	22	Marcus Skinner	Shelbyville	So	16:00	5:20
41.	23	Daniel Plunkett	Pleasant Plains	Sr	16:00	5:20
42.	24	Nick Poff	St. Joseph (S.J.-Ogden)	Jr	16:00	5:20
43.	25	Nathan Smith	Winnebago	Jr	16:01	5:21
44.	26	Jeff Swanson	Winnebago	Sr	16:02	5:21
45.	27	Brenner Webster	Salem	Jr	16:03	5:21
46.	28	William McLemore	Wood River (East Alton-W.R.)	Sr	16:03	5:21
47.	29	Austin Woodard	Tolono (Unity)	So	16:03	5:21
48.	30	Aidan Sarazen	Chicago (Latin)	Jr	16:04	5:22
49.	31	Jacob Silverman	Chicago (Latin)	Jr	16:04	5:22
50.	32	Kenny Heaton	Sparta	Sr	16:07	5:23
51.		Austin Jackson	Aledo (Mercer County)	Jr	16:08	5:23
52.	33	Kenton Wilson	Shelbyville	Jr	16:10	5:24
53.	34	Austin Earp	St. Joseph (S.J.-Ogden)	So	16:11	5:24
54.	35	Drew Rosengren	Sterling (Newman Central Catho	Jr	16:11	5:24
55.		Jorge Pichardo	Harvard	Sr	16:11	5:24

56.	36 Dawson Dodds	Tolono (Unity)	So	16:11	5:24
57.	37 Braydon Crozier	St. Joseph (S.J.-Ogden)	Sr	16:13	5:25
58.	38 John Freveletti	Rochester	Jr	16:13	5:25
59.	39 Kelly Hoffmann	Elmwood [Coop]	Jr	16:13	5:25
60.	40 Zach Mesplay	Monticello	So	16:14	5:25
61.	41 Noah Edwards	Rochester	So	16:14	5:25
62.	Lucas Lingle	Canton	Jr	16:15	5:25
63.	42 Nick Dea	Westmont	Jr	16:15	5:25
64.	43 Nathan Swanson	Beecher	So	16:15	5:25
65.	44 Jaden Stockdale	Shelbyville	Sr	16:15	5:25
66.	Emilio Quinones	Havana	Sr	16:15	5:25
67.	45 Derek McCoy	Elmwood [Coop]	Fr	16:16	5:26
68.	Sirlaurenc King	Chicago (Leo)	So	16:18	5:26
69.	Jeff Chan	Lisle (Sr.)	Sr	16:18	5:26
70.	46 Chris Ahlers	Sterling (Newman Central Catho	Fr	16:18	5:26
71.	47 Simon Ricci	Chicago (Latin)	So	16:18	5:26
72.	48 Corey Thompson	St. Joseph (S.J.-Ogden)	Sr	16:20	5:27
73.	49 George Gunter	Urbana (University)	Sr	16:20	5:27
74.	50 Nathan Nozzi	Winnebago	Sr	16:21	5:27
75.	51 Justin Furcich	Monticello	Jr	16:21	5:27
76.	52 Anthony Alessi	Westmont	Jr	16:21	5:27
77.	Ross McCormick	Seneca	So	16:22	5:28
78.	53 Robert Decker	Tolono (Unity)	So	16:22	5:28
79.	Brandon Wilkerson	Cullom (Tri-Point)	Jr	16:22	5:28
80.	54 Christian Devant	Winnebago	Jr	16:23	5:28
81.	Harrison Thomas	Carterville	So	16:23	5:28
82.	55 Vinay Shanbhag	Urbana (University)	Sr	16:23	5:28
83.	Alec Burdel	Chester	Jr	16:23	5:28
84.	56 John Barratt	Elmwood [Coop]	Fr	16:23	5:28
85.	57 Connor Stine	Stanford (Olympia)	Jr	16:25	5:29
86.	58 Allan Daly	Winnebago	Sr	16:26	5:29
87.	59 Will Montgomery	Monticello	Jr	16:26	5:29
88.	60 Max Bucksbaum	Chicago (Latin)	Jr	16:27	5:29
89.	61 Jonathan Kraus	Freeburg	So	16:27	5:29
90.	Brandon Myatt	Piasa (Southwestern) [Coop]	So	16:27	5:29
91.	Trevor Hatch	Monmouth (M.-Roseville)	So	16:28	5:30
92.	62 Cayden Erickson	Rock Falls	Jr	16:29	5:30
93.	63 Jacob Ping	Tolono (Unity)	Sr	16:30	5:30
94.	64 Noah Wells	Rockford (R. Christian)	Fr	16:30	5:30
95.	65 Chase Thurman	Stanford (Olympia)	Sr	16:30	5:30
96.	Nathan Ault	Monmouth (M.-Roseville)	Jr	16:32	5:31
97.	Brandon Allsup	Fairbury (Prairie Central)	Sr	16:32	5:31
98.	66 Ethan Volk	Rockford (R. Christian)	So	16:32	5:31
99.	67 Dylan Huether	Sparta	Jr	16:33	5:31
100.	68 Jonah Glick	Chicago (Latin)	Sr	16:35	5:32
101.	69 Micah Trancoso	Sterling (Newman Central Catho	Sr	16:35	5:32
102.	70 Colin Biesiada	Rochester	Jr	16:35	5:32
103.	71 Nick Godsell	Tolono (Unity)	Sr	16:38	5:33
104.	72 David Plunkett	Pleasant Plains	So	16:39	5:33
105.	73 John Vislisl	Elgin (Harvest Christian Acade	Sr	16:40	5:34
106.	Eric Neubieser	Melrose Park (Walther Lutheran	So	16:42	5:34
107.	74 Eli C Cook	Rochester	Sr	16:42	5:34
108.	75 Dylan Mueth	Freeburg	Sr	16:44	5:35
109.	76 Matthew Knipfer	St. Joseph (S.J.-Ogden)	So	16:44	5:35
110.	77 Alex Wilfong	Rockford (R. Christian)	Jr	16:45	5:35
111.	78 Caden Owens	Salem	Fr	16:45	5:35
112.	79 Tyler Pasley	Shelbyville	Fr	16:46	5:36
113.	80 Jordan Love	Nashville	Jr	16:47	5:36
114.	81 Andy Layden	El Paso (E.P.-Gridley)	Fr	16:48	5:36
115.	82 Justin Wang	Urbana (University)	So	16:48	5:36
116.	83 Colin Siedleck	Tremont	Jr	16:48	5:36
117.	84 Riley Keleher	Freeburg	Sr	16:51	5:37
118.	85 Hunter Cobbley	El Paso (E.P.-Gridley)	So	16:51	5:37
119.	86 Dan Kepple	Elmwood [Coop]	Sr	16:51	5:37
120.	87 Connor Riddle	Pleasant Plains	Jr	16:51	5:37
121.	88 Tom Evelsizer	Stanford (Olympia)	Sr	16:52	5:38
122.	89 Jackson Pierce	Nashville	So	16:54	5:38
123.	90 Patrick Kramper	Freeburg	Jr	16:54	5:38
124.	91 Kelby Barnewolt	Elmwood [Coop]	Fr	16:54	5:38
125.	92 Matt Henry	Tremont	Fr	16:54	5:38
126.	93 Ansel Higgs	Urbana (University)	Jr	16:55	5:39
127.	94 Seth Owens	Pleasant Plains	Jr	16:56	5:39

128.	Ethan DuClos	Red Bud	Sr	16:59	5:40
129.	95 David Lechuga	Niles (Northridge Prep)	Sr	17:00	5:40
130.	96 Jonny Yockey	Urbana (University)	Sr	17:00	5:40
131.	97 Brian Smith	Rockford (R. Christian)	So	17:00	5:40
132.	98 Ross Smetzer	St. Joseph (S.J.-Ogden)	So	17:00	5:40
133.	99 Ray Bailey	Nashville	Fr	17:01	5:41
134.	100 Tom Carden	Niles (Northridge Prep)	Sr	17:01	5:41
135.	101 Michael Gross	Chicago (Latin)	Jr	17:04	5:42
136.	102 Jacob Schott	Elgin (Harvest Christian Acade	Sr	17:05	5:42
137.	103 Sawyer Biddle	Monticello	Sr	17:05	5:42
138.	104 Blake Quandt	Salem	Fr	17:06	5:42
139.	105 Hunter Plummer	Shelbyville	Fr	17:07	5:43
140.	106 Adam Ludy	El Paso (E.P.-Gridley)	Fr	17:08	5:43
141.	107 Mitch Perrotta	Westmont	Jr	17:08	5:43
142.	108 Steven Reiersen	Rockford (R. Christian)	Jr	17:09	5:43
143.	109 Nate Phillips	St. Joseph (S.J.-Ogden)	So	17:09	5:43
144.	110 Tyler Lafferty	Wood River (East Alton-W.R.)	Sr	17:11	5:44
145.	111 Noah Watson	Winnebago	So	17:12	5:44
146.	112 Josh Nehmer	Beecher	So	17:13	5:45
147.	113 Dallas Spencer	Stanford (Olympia)	So	17:14	5:45
148.	114 Derek Malawy	Nashville	Jr	17:14	5:45
149.	115 Peter Conroy	Niles (Northridge Prep)	Fr	17:15	5:45
150.	116 Marshall Allston-Yeag	Urbana (University)	So	17:16	5:46
151.	Jace Dumont	Edwardsville (Metro-East Luthe	Sr	17:16	5:46
152.	117 David Mecklenburg	Rockford (R. Christian)	Jr	17:16	5:46
153.	118 Christophe Alt	Freeburg	Sr	17:19	5:47
154.	119 Joe Baker	Tolono (Unity)	Sr	17:19	5:47
155.	120 Daniel Smalley	Tremont	Jr	17:20	5:47
156.	121 Alexis Lopez	Chicago (Latin)	Jr	17:20	5:47
157.	122 Preston Henze	Shelbyville	So	17:21	5:47
158.	123 Sullivan Brawn	Monticello	Sr	17:22	5:48
159.	124 Riley Steiner	Elgin (Harvest Christian Acade	Fr	17:23	5:48
160.	125 Garret Toohey	Beecher	Jr	17:26	5:49
161.	126 Garrett Fulkerson	Wood River (East Alton-W.R.)	Fr	17:28	5:50
162.	127 Brock Holmes	Tremont	So	17:29	5:50
163.	128 Aaron Slattey	Wood River (East Alton-W.R.)	Sr	17:30	5:50
164.	129 Trevor Buckner	Sparta	So	17:31	5:51
165.	130 Dan Lindauer	Freeburg	Sr	17:32	5:51
166.	131 Izayah Miller	Sparta	Jr	17:33	5:51
167.	132 Andy Moore	Rochester	Sr	17:33	5:51
168.	133 Drew Byington	Sparta	Fr	17:36	5:52
169.	134 Jordan Lee	Sparta	Fr	17:37	5:53
170.	135 Kasey Anger	Rock Falls	Sr	17:41	5:54
171.	136 Jacob Rodriguez	Wood River (East Alton-W.R.)	Sr	17:42	5:54
172.	137 Alex Mack	Freeburg	Fr	17:46	5:56
173.	138 Luke Barnard	El Paso (E.P.-Gridley)	Sr	17:46	5:56
174.	139 Quintin Goostree	Salem	Sr	17:47	5:56
175.	140 Brady Osborn	Sterling (Newman Central Catho		17:48	5:56
176.	141 Mitch Darabaris	Beecher	Jr	17:49	5:57
177.	142 Liam O'Rourke	Stanford (Olympia)	So	17:51	5:57
178.	143 Marc Hartness	El Paso (E.P.-Gridley)	Sr	17:53	5:58
179.	144 Tommy Martinez	Sparta	Jr	17:56	5:59
180.	145 Kyle Rogers	Salem	Jr	17:58	6:00
181.	146 Chance Liley	Wood River (East Alton-W.R.)	Sr	17:58	6:00
182.	147 Caleb Willman	Salem	Sr	17:59	6:00
183.	148 Adam Ely	Pleasant Plains	So	18:02	6:01
184.	149 Mike Hall	Wood River (East Alton-W.R.)	Sr	18:02	6:01
185.	150 Brodie Henson	Rock Falls	Jr	18:04	6:02
186.	151 Austin Mitchell	Rochester	So	18:04	6:02
187.	152 Will Thornton	Niles (Northridge Prep)	Jr	18:04	6:02
188.	153 Orlando Brown	Beecher	Jr	18:09	6:03
189.	154 Andrew Kobbeman	Sterling (Newman Central Catho	Sr	18:11	6:04
190.	155 Jevon Hey	Rock Falls	Jr	18:13	6:05
191.	156 Justin Brown	Stanford (Olympia)	Sr	18:21	6:07
192.	157 Pat Barton	Beecher	Jr	18:26	6:09
193.	158 Michael Sisko	Elgin (Harvest Christian Acade	Fr	18:28	6:10
194.	159 Tony Cordero	Westmont	Jr	18:30	6:10
195.	160 Cameron Davis	Rock Falls	So	18:38	6:13
196.	161 Ryan Kell	Nashville	So	18:47	6:16
197.	162 Patrick Neill	Nashville	Jr	18:49	6:17
198.	163 Patrick Moore	Niles (Northridge Prep)	Fr	18:53	6:18
199.	164 Cay Jungerman	Sterling (Newman Central Catho	So	18:57	6:19
200.	165 Sebastian Fuentes	Niles (Northridge Prep)	Fr	18:58	6:20

Glenbard West's front running dominance key to team win

By Michael Newman

mike@dyestat.com



Peoria, Ill
--- Through the first two years of her running career at New Trier High School, **Mimi Smith** was


comfortable to be in the shadows of Courtney & Jessica Ackerman. After they graduated and moved on to college, it would be Smith that would be in the limelight for the team and individually state wide.

Her conservative approach to the race plan that she executed during the season suited her fine. She would be within earshot of the leaders early in the race and then move to get herself in position for the last mile. That was the blueprint that the New Trier junior followed when she won the 3A Girls individual championship in what was the best of all the six individual races contested at Detweiller Park on Saturday.

Most of the focus in the race would be on the repeat battle between defending 3A champion and state record holder **Madeline Perez** (Glenbard West HS, Glen Ellyn) and freshman phenom **Alexa Haff** (Central HS, Hinsdale). The two raced three weeks prior at the West Suburban Silver Meet with Haff moving away in the last 1000

meters for an easy win. That was Perez's first race of the season. She responded with big wins at her regionals and sectional races. It was an afterthought that Smith would be close to Perez after the Glenbard runner was 10 seconds faster at the Lake Park Sectional meet.

From the gun, Perez and Haff found themselves in the front of the pack. They both led at the half mile going through in 2:35. Smith was back in the pack between 80th and 90th. She was right where she wanted to be.



The race broke up just like the 2A Girls race had. There were individual groups up front followed by a large pack. Haff and Perez came together in 5:22. Four seconds back was **Lauren Van Vlierbergen** (Jacobs HS, Algonquin) and **Kaitlyn Ko** (Buffalo Grove HS). Another four seconds back was the pack led by **Mimi Smith**. She had made the move that she had done in every race during the year.

The sectional race had taught Smith a lot about racing against the defending state champion Perez. She had let Madeline get too far ahead of her too early at Lake Park. Perez had built a sixteen second lead at two miles. Smith had closed the gap at the end of the race, but Perez still won by 10 seconds. Mimi had to stay within touch of Perez and Haff.

That happened. Perez and Haff continued to extend the lead on the rest of the pack. Smith had moved up to Van Vlierbergen and the two started their pursuit of the front runners. They passed in 11:04. Smith and Van Vlierbergen were at 11:12. Smith had maintained an eight second lead heading to the final mile of the race.

Haff and Perez had been stride for stride through the first two miles of the race. It was time for Perez to try to break the race open going down the incline along Route 29. Perez opened a slight lead, but the dynamics of the lead were about to change. Coming around the turn and heading down that incline, Smith broke away from Van Vlierbergen and went after the front two.

With a half to go, Haff made a definitive move that Perez could not respond to. Smith had caught up to the two and passed Perez as well. Now it was Haff and Smith that were stride by stride as they made the three point turn and headed down the long straight for the finish.

At the jig-jog before they headed for the finish, Smith put her head down and started to kick. Haff stayed with her for about 150 meters. The pace that Smith was running was just a little too much. Smith crossed the line in a joyful 16:43. Haff finished just two seconds back. Perez crossed the line 18 seconds back. Smith had stepped out of the shadows of her former teammates and Perez to win a state championship.

"I knew that Madeline and Alexa like to go out hot for the first two miles. I knew I had to be six or seven seconds behind them at the mile at then catch them at the 2 mile. I did not catch them until the two mile," Smith said afterwards. "I had imagined the race going exactly how it was all this week. I imagined myself crossing first at least 100 hundred times. I had enough confidence in myself to take the lead when I did."

"I loved training with them," she continued talking about **Jessica & Courtney Ackerman**. "They showed me the ropes and showed me how to pace. Once they graduated, I was so sad but I knew it was my time to take charge and be the best runner on New Trier and show that I am just as good as anyone else that there is no one that I can't compete with."

Alexa Haff was just astonished that she had finished second. Even though that she had been at the front of all of her races this season, the freshman showed humility in the position that was presented in front of her.

"I feel like I have accomplished a lot. I am so grateful to my teammates, my coach, and my family. I feel so blessed. This is such a good day," Haff said. "I felt good. I gave it my all. I'm happy with how I ran. Both Madeline and Mimi are such amazing runners. I was fortunate to be with them today."

The battle for the team title between the top two teams in the state Glenbard West and Naperville North would come down to which team had the better pack and whose pack would be ahead. Through three runners, Glenbard had a 24-35 lead. In the past, the area of concern for the Hilltoppers was the gap between their first

three and then the pack. **Grace Rogers** stepped up for her team as the fourth runner placing 21st behind Perez (3rd), **Lisa Luczak** (9th), and **Lindsay Graham** (17th). **Jamie Nabholz** was their fifth runner finishing 45th.

There were delays in the results all day because of the power outage at the beginning of the meet. The Glenbard West team were huddled close to the awards area waiting on news whether they had won or not. Coach **Paul Hass** answered a call from his wife Kelly who was at the finish line waiting for the results to be posted.

He smiled and hung up the phone.

“We won!” The team started to celebrate. “I do not know what the score was,” he continued, “but we won.”

Glenbard West had scored 75 points. The defending 3A champ Naperville North had run a great race but finished second with 112 points. **Elly DeTurris** (10th), **Maria McDaniel** (14th), and **Claire Hamilton** (19th) were all-state runners to lead their team. New Trier, behind the individual win by Smith and strong 2-5 pack led by Freshman **Cara Keleher** finished third.

In the end it all came down to the Glenbard West performance led by the great race by Rogers. Hass knew that.

“Grace is amazing. I had said that last week. She just ran incredibly,” said Hass. “She was one of the bubble kids for a chance at all-state. She got it done today.”

Even though Madeline Perez did not defend her state championship, winning the team championship was much sweeter. If she did not come back from the injury to race, Glenbard West is not where they were at that moment.

“I really think what drove us was our pack. They really carried this team throughout the entire season,” Perez explained. “My main goal and main focus was that I had to come back. I wanted to come in and defend my title. I’m a little disappointed in my race but I gave it my all. Going out with that team title. I can’t be disappointed with that at all.”

“It was truly a team effort today,” Hass added. “From our first to our seventh runner, we ran our best race of the year. To win a team championship, you have to preform together and that is what we did today.

Girls Cross Country Class 3A State Final Results — 2013-14

* Last updated at 3:03 pm on Saturday, November 9, 2013

Team Results

ILLINOIS HIGH SCHOOL ASSOCIATION
Girls 3A - Cross Country Championships
Detweiller Park Peoria, IL November 9, 2013
Team Scores

Place	Score	SCHOOL	(Total, Average, Pack Times)
1.	75	Glen Ellyn (Glenbard West)	(1:27:07, 17:25.25, 0:55)
	3	7 14 16 35 (48) (56)	
		Madeline Perez, Lisa Luczak, Lindsay Graham, Grace Rogers, Janie Nabholz, Kathryn Kenwood, Megan Ozog	
2.	112	Naperville (North)	(1:28:06, 17:37.17, 0:51)
	8	12 15 34 43 (57) (58)	
		Elly DeTurris, Maria McDaniel, Claire Hamilton, Judy Pendergast, Kate Shannon, Emory Griffin, Ella Guppy	
3.	173	Winnetka (New Trier)	(1:29:02, 17:48.35, 1:38)
	1	24 33 54 61 (65) (86)	
		Mimi Smith, Kelli Schmidt, Molly Schmidt, Oona Jung-Beeman, Cara Keleher, Anna Sanfilippo, Kaitlin Frei	
4.	214	Palatine (H.S.)	(1:30:05, 18:00.85, 1:29)
	5	29 40 51 89 (95) (164)	
		Kelly O'Brien, Amy Kieliszewski, Jessica Lincoln, Cassidy McPherson, Kara Burton, Liz Cox, Sabina Yosif	
5.	237	Lockport (Twp.)	(1:30:27, 18:05.27, 1:18)
	6	45 52 59 75 (88) (110)	
		Morgan Bollinger, Emmie Hahn, Taylor Latta, Haley Beaumont, Karlee Stortz, Aubrey Elwood, Alicia Ary	
6.	255	Minooka	(1:30:56, 18:11.19, 0:54)
	18	42 53 64 78 (84) (101)	
		Ashley Tutt, Mackenzie Callahan, Morgan Crouch, Caleigh Beverly, Kaityln Chetney, Moira McAsey, Haley McNamara	
7.	256	Schaumburg (H.S.)	(1:30:39, 18:07.77, 1:32)
	11	22 30 87 106 (167) (169)	
		Ellie O'Connell, Ali Gutt, Caroline Kurdej, Erin Falsey, Debra Sodimu, Valarie Schackelton, Nadine Pola	
8.	264	Geneva	(1:31:09, 18:13.69, 0:44)
	28	37 46 71 82 (117) (118)	
		Kathryn Adelman, Brooke Nusser, Emma McSpadden, McKenzie Altmayer, Gabrielle Thomson, Sydney Geils, Emma Ehrhardt	
9.	276	Downers Grove (South)	(1:31:12, 18:14.30, 1:05)
	25	31 44 69 107 (127) (156)	
		Amanda Thate, Haley Albers, Meaghan Bosman, Abby Kargol, Michaela Hackbarth, Jill Boyle, Meredith Robinson	
10.	276	Naperville (Neuqua Valley)	(1:31:13, 18:14.58, 1:14)
	21	23 47 73 112 (140) (157)	
		Claire Costelloe, Julia Pena, Caitlin Horn, Lauren Penkala, Maria Pandolfi, Kristen Eichamer, Amanda Borkowski	
11.	278	Naperville (Central)	(1:31:02, 18:12.34, 1:18)
	10	49 62 74 83 (93) (104)	
		Katie Hoffman, Rachel Hoffman, Ellie Marcet, Maggie McClowry, Isabel Lopez, Emily White, Alana Austin	

12. 318 Wheaton (W. Warrenville South) (1:31:44, 18:20.79, 1:03)
20 55 66 77 100 (102) (123)
Sara Atkins, Allison McGrath, Kendall Laveen, Natalia Boettcher,
Emma Schroer, Stephanie Gorski, Mary Erdman
13. 322 Oak Park (O.P.-River Forest) (1:31:22, 18:16.37, 1:56)
4 60 63 79 116 (128) (136)
Mary Blankemeier, Erin Schrobilgen, Hannah Gorin, Jennifer Smith,
Mahal Schroeder, Ainsley Tran, Haley Thompson
14. 328 Hinsdale (Central) (1:31:03, 18:12.44, 2:22)
2 32 76 94 124 (151)
Alexa Haff, Annie Zaher, Camila Horowicz, Emma Sullivan,
Sara Folliard, Sarah Brennan
15. 374 Lake Zurich (1:32:30, 18:29.82, 1:01)
36 39 85 103 111 (131) (142)
Meaghan Gelinas, Kristie Houghton, Nicole Syverson, Katie Fabbrini,
Maryjane Koza, Jemma Kim, Laura McNair
16. 402 Wilmette (Loyola Academy) (1:33:10, 18:37.94, 1:58)
26 38 70 119 149 (159) (168)
Kathryn House, Sarah Kelley, Jackie McDonnell, Caroline Zaworski,
Samantha Evans, Anna Clark, Claire Monticello
17. 427 St. Charles (North) (1:32:54, 18:34.63, 1:58)
9 80 92 114 132 (146) (158)
Ashley England, Kaylee Wessel, Allie Chen, Nina Olshever,
Katie Francissen, Audrey Blankenship, Madison Kaufmann
18. 430 O'Fallon (H.S.) (1:33:05, 18:36.88, 1:46)
17 68 96 115 134 (153)
Sydney Neal, Reagan Lear, Angela Buch, Andrea George, Tami Cardenas,
Mary Kate Porath
19. 438 Park Ridge (Maine South) (1:33:03, 18:36.42, 1:58)
13 67 91 130 137 (144) (147)
Emily Leonard, Mirae Mastrolonardo, Anna Seenarain,
Julia Sirvinskaskas, Cailin Eckhart, Kalina Gardiner, Gina Johnson
20. 449 Hoffman Estates (H.S.) (1:33:33, 18:42.45, 1:13)
41 72 81 122 133 (145) (148)
Solome Haile, Meagan Biddle, Alondra Aguirre, Reena Prahbu,
Yazmin Nunez, Elsabet Haile, Kaylan Williams
21. 492 Downers Grove (North) (1:33:55, 18:46.90, 1:22)
27 98 113 125 129 (150) (162)
Grace Maletich, Kaitlyn Bonfield, Emma Moravec, Angela Budach,
Katherine Portman, Stephanie Urbancik, Meghan Bonfield
22. 501 Barrington (1:34:27, 18:53.20, 2:12)
19 99 109 120 154 (155) (172)
Caroline Reynolds, Kristen Patino, Jenna Privatsky, Lauren Conroy,
Arushi Agarwal, Lauren Cropsey, Theresa Nepomuceno
23. 579 Edwardsville (H.S.) (1:35:19, 19:03.77, 1:21)
50 121 126 139 143 (152) (161)
Allie Sweatt, Juliana Determan, Rachel Schoenecker, Elizabeth Lynn,
Savannah Brannan, Caityln Scheibal, Collen Corkery
24. 586 New Lenox (Lincoln-Way Central) (1:35:22, 19:04.35, 0:42)
97 105 108 135 141 (163)
Madison Smith, Elizabeth Venezio, Taylor Martinez, Mallory Johnson,
Heidi Killinger, Jenna Diers
25. 719 Frankfort (Lincoln-Way East) (1:38:50, 19:45.94, 1:41)
90 138 160 165 166 (170) (171)
Kristy Dertz, Alyssa Vogt, Angie Bravo, Emily Karl, Anna Conboy,
Erin Couwenhoven, Abby Couwenhoven

Individual Results

ILLINOIS HIGH SCHOOL ASSOCIATION Girls 3A - Cross Country Championships Detweiller Park Peoria, IL November 9, 2013

Place	TmPl	NAME	SCHOOL	YEAR	TIME	Pace
1.	1	Mimi Smith	Winnetka (New Trier)	Jr	16:43	5:34.0
2.	2	Alexa Haff	Hinsdale (Central)	Fr	16:45	5:35.0
3.	3	Madeline Perez	Glen Ellyn (Glenbard West)	Sr	17:03	5:41.0
4.		Lauren Van Vlierberge	Algonquin (Jacobs)	Jr	17:07	5:42.0
5.	4	Mary Blankemeier	Oak Park (O.P.-River Forest)	Fr	17:07	5:42.2
6.	5	Kelly O'Brien	Palatine (H.S.)	So	17:13	5:44.1
7.		Kaitlyn Ko	Buffalo Grove	So	17:14	5:44.6
8.	6	Morgan Bollinger	Lockport (Twp.)	Fr	17:14	5:44.6
9.	7	Lisa Luczak	Glen Ellyn (Glenbard West)	Jr	17:14	5:44.7
10.	8	Elly DeTurris	Naperville (North)	Jr	17:16	5:45.0
11.	9	Ashley England	St. Charles (North)	Sr	17:20	5:46.6
12.	10	Katie Hoffman	Naperville (Central)	Jr	17:21	5:46.9
13.	11	Ellie O'Connell	Schaumburg (H.S.)	Fr	17:23	5:47.4
14.	12	Maria McDaniel	Naperville (North)	Sr	17:23	5:47.5
15.	13	Emily Leonard	Park Ridge (Maine South)	Sr	17:24	5:47.7
16.		Lauren Opatrny	McHenry	Jr	17:24	5:47.8
17.	14	Lindsay Graham	Glen Ellyn (Glenbard West)	So	17:25	5:48.2
18.		Torree Scull	St. Charles (East)	Jr	17:25	5:48.3
19.	15	Claire Hamilton	Naperville (North)	Fr	17:26	5:48.4
20.		Maryclare Leonard	Chicago (Marist)	Fr	17:26	5:48.4
21.	16	Grace Rogers	Glen Ellyn (Glenbard West)	So	17:28	5:49.1
22.		Olivia Ryan	Oak Park (Fenwick)	Jr	17:29	5:49.4
23.		Lexy Rudofski	LaGrange (Lyons)	Sr	17:29	5:49.4
24.		Rachael Lau	Plainfield (North)	So	17:32	5:50.4
25.	17	Sydney Neal	O'Fallon (H.S.)	Sr	17:34	5:51.3
26.	18	Ashley Tutt	Minooka	Fr	17:40	5:53.2
27.	19	Caroline Reynolds	Barrington	Sr	17:45	5:54.8
28.	20	Sara Atkins	Wheaton (W. Warrenville South)	Fr	17:46	5:55.0
29.	21	Claire Costelloe	Naperville (Neuqua Valley)	Sr	17:46	5:55.1
30.		Nicole Alfano	Roselle (Lake Park)	Sr	17:46	5:55.2
31.	22	Ali Gutt	Schaumburg (H.S.)	Jr	17:48	5:55.9
32.	23	Julia Pena	Naperville (Neuqua Valley)	So	17:48	5:56.0
33.	24	Kelli Schmidt	Winnetka (New Trier)	So	17:49	5:56.2
34.	25	Amanda Thate	Downers Grove (South)	Jr	17:50	5:56.5
35.	26	Kathryn House	Wilmette (Loyola Academy)	So	17:50	5:56.6
36.	27	Grace Maletich	Downers Grove (North)	So	17:51	5:56.8
37.		Vanessa Sanchez	Rolling Meadows	Sr	17:52	5:57.0
38.	28	Kathryn Adelman	Geneva	Sr	17:54	5:58.0
39.	29	Amy Kieliszewski	Palatine (H.S.)	Jr	17:55	5:58.2
40.	30	Caroline Kurdej	Schaumburg (H.S.)	Jr	17:56	5:58.5
41.	31	Haley Albers	Downers Grove (South)	Sr	17:56	5:58.5
42.	32	Annie Zaher	Hinsdale (Central)	So	17:56	5:58.6
43.	33	Molly Schmidt	Winnetka (New Trier)	Fr	17:57	5:58.9
44.	34	Judy Pendergast	Naperville (North)	So	17:58	5:59.1
45.	35	Janie Nabholz	Glen Ellyn (Glenbard West)	Fr	17:58	5:59.2
46.	36	Meaghan Gelinas	Lake Zurich	Sr	17:58	5:59.2
47.	37	Brooke Nusser	Geneva	Jr	18:02	6:00.4
48.		Katie Hamor	LaGrange (Lyons)	Jr	18:02	6:00.4
49.		Gabby Juarez	Streamwood	Jr	18:03	6:00.9
50.	38	Sarah Kelley	Wilmette (Loyola Academy)	Sr	18:04	6:01.1
51.	39	Kristie Houghton	Lake Zurich	So	18:04	6:01.2
52.	40	Jessica Lincoln	Palatine (H.S.)	Sr	18:05	6:01.4
53.		Alexis Grigg	Plainfield (South)	Fr	18:05	6:01.5
54.		Talia Duzey	Cary (C.-Grove)	Jr	18:06	6:01.7
55.	41	Solome Haile	Hoffman Estates (H.S.)	Sr	18:06	6:01.8
56.	42	Mackenzie Callahan	Minooka	Fr	18:06	6:01.9
57.	43	Kate Shannon	Naperville (North)	So	18:06	6:01.9
58.	44	Meaghan Bosman	Downers Grove (South)	Sr	18:07	6:02.3
59.	45	Emmie Hahn	Lockport (Twp.)	So	18:10	6:03.0
60.	46	Emma McSpadden	Geneva	So	18:10	6:03.2
61.		Alexis Jakubowski	Chicago (St. Ignatius College)	Jr	18:10	6:03.3
62.	47	Caitlin Horn	Naperville (Neuqua Valley)	Fr	18:12	6:03.7
63.	48	Kathryn Kenwood	Glen Ellyn (Glenbard West)	So	18:12	6:03.9
64.	49	Rachel Hoffman	Naperville (Central)	Jr	18:12	6:04.0
65.	50	Allie Sweatt	Edwardsville (H.S.)	Sr	18:13	6:04.0


66.	Dakota Roman	Batavia	So	18:13	6:04.0
67.	51 Cassidy McPherson	Palatine (H.S.)	Sr	18:13	6:04.1
68.	52 Taylor Latta	Lockport (Twp.)	Sr	18:14	6:04.5
69.	Kendall Cast	Aurora (Metee Valley)	Sr	18:15	6:04.7
70.	53 Morgan Crouch	Minooka	So	18:15	6:04.9
71.	54 Oona Jung-Beeman	Winnetka (New Trier)	So	18:16	6:05.1
72.	55 Allison McGrath	Wheaton (W. Warrenville South)	Fr	18:16	6:05.2
73.	Briana Daley	Oak Park (Fenwick)	Sr	18:18	6:05.7
74.	56 Megan Ozog	Glen Ellyn (Glenbard West)	Jr	18:18	6:05.8
75.	57 Emory Griffin	Naperville (North)	So	18:18	6:05.8
76.	58 Ella Guppy	Naperville (North)	So	18:18	6:05.9
77.	59 Haley Beaumont	Lockport (Twp.)	Jr	18:19	6:06.0
78.	60 Erin Schrobilgen	Oak Park (O.P.-River Forest)	Sr	18:19	6:06.3
79.	61 Cara Keleher	Winnetka (New Trier)	Fr	18:20	6:06.4
80.	62 Ellie Marcet	Naperville (Central)	So	18:20	6:06.6
81.	63 Hannah Gorin	Oak Park (O.P.-River Forest)	Jr	18:20	6:06.7
82.	Taylor Truckenbrod	Aurora (West Aurora)	Fr	18:21	6:06.8
83.	Grace Foley	Orland Park (Sandburg)	So	18:21	6:06.9
84.	Hannah Getschman	Mt. Prospect (Prospect)	Jr	18:22	6:07.1
85.	64 Caleigh Beverly	Minooka	Sr	18:23	6:07.4
86.	Danielle Beckstead	Normal (Community)	So	18:23	6:07.5
87.	65 Anna Sanfilippo	Winnetka (New Trier)	Sr	18:23	6:07.6
88.	66 Kendall Laveen	Wheaton (W. Warrenville South)	So	18:23	6:07.6
89.	Brisa Almanza	Moline (H.S.)	Sr	18:24	6:07.8
90.	67 Mirae Mastrodonardo	Park Ridge (Maine South)	Sr	18:25	6:08.0
91.	Kyla Steman	Evanston (Twp.)	Sr	18:25	6:08.2
92.	68 Reagan Lear	O'Fallon (H.S.)	Sr	18:25	6:08.3
93.	69 Abby Kargol	Downers Grove (South)	Jr	18:26	6:08.5
94.	70 Jackie McDonnell	Wilmette (Loyola Academy)	Sr	18:26	6:08.5
95.	Miranda Rea	Batavia	Jr	18:26	6:08.6
96.	71 McKenzie Altmayer	Geneva	So	18:27	6:08.9
97.	Christine Mujica	Skokie (Niles West)	Jr	18:28	6:09.0
98.	72 Meagan Biddle	Hoffman Estates (H.S.)	So	18:28	6:09.3
99.	Hannah Morrison	Roselle (Lake Park)	Fr	18:28	6:09.3
100.	73 Lauren Penkala	Naperville (Neuqua Valley)	Jr	18:30	6:09.9
101.	74 Maggie McCowry	Naperville (Central)	So	18:32	6:10.4
102.	75 Karlee Stortz	Lockport (Twp.)	Fr	18:32	6:10.6
103.	76 Camila Horowicz	Hinsdale (Central)	Jr	18:33	6:10.9
104.	77 Natalia Boettcher	Wheaton (W. Warrenville South)	Jr	18:33	6:10.9
105.	78 Kaityln Chetney	Minooka	Sr	18:34	6:11.2
106.	79 Jennifer Smith	Oak Park (O.P.-River Forest)	Sr	18:35	6:11.4
107.	80 Kaylee Wessel	St. Charles (North)	Sr	18:35	6:11.6
108.	81 Alondra Aguirre	Hoffman Estates (H.S.)	Jr	18:36	6:11.8
109.	82 Gabrielle Thomson	Geneva	Fr	18:38	6:12.3
110.	83 Isabel Lopez	Naperville (Central)	Jr	18:38	6:12.6
111.	84 Moira McAsey	Minooka	Sr	18:39	6:12.7
112.	85 Nicole Syverson	Lake Zurich	Jr	18:39	6:12.9
113.	86 Kaitlin Frei	Winnetka (New Trier)	Sr	18:40	6:13.0
114.	87 Erin Falsey	Schaumburg (H.S.)	Jr	18:40	6:13.1
115.	88 Aubrey Elwood	Lockport (Twp.)	Sr	18:40	6:13.3
116.	89 Kara Burton	Palatine (H.S.)	Jr	18:41	6:13.6
117.	90 Kristy Dertz	Frankfort (Lincoln-Way East)	Jr	18:42	6:13.7
118.	91 Anna Seenarain	Park Ridge (Maine South)	Fr	18:42	6:13.9
119.	92 Allie Chen	St. Charles (North)	Fr	18:43	6:14.0
120.	93 Emily White	Naperville (Central)	Sr	18:43	6:14.1
121.	94 Emma Sullivan	Hinsdale (Central)	So	18:43	6:14.1
122.	95 Liz Cox	Palatine (H.S.)	Sr	18:43	6:14.2
123.	Katy Purich	McHenry	So	18:44	6:14.5
124.	96 Angela Buch	O'Fallon (H.S.)	Jr	18:46	6:15.2
125.	Abby Casey	Frankfort (Lincoln-Way North)	So	18:47	6:15.4
126.	97 Madison Smith	New Lenox (Lincoln-Way Central)	Fr	18:47	6:15.5
127.	98 Kaitlyn Bonfield	Downers Grove (North)	So	18:48	6:15.7
128.	99 Kristen Patino	Barrington	Sr	18:48	6:15.8
129.	100 Emma Schroer	Wheaton (W. Warrenville South)	So	18:48	6:15.9
130.	101 Haley McNamara	Minooka	Sr	18:49	6:16.1
131.	Michelle Borycki	Oswego (East)	Sr	18:49	6:16.2
132.	102 Stephanie Gorski	Wheaton (W. Warrenville South)	So	18:49	6:16.2
133.	103 Katie Fabbrini	Lake Zurich	Jr	18:51	6:16.9
134.	104 Alana Austin	Naperville (Central)	Fr	18:53	6:17.6
135.	105 Elizabeth Venezio	New Lenox (Lincoln-Way Central)	Jr	18:54	6:17.9
136.	106 Debra Sodimu	Schaumburg (H.S.)	Sr	18:55	6:18.0
137.	107 Michaela Hackbarth	Downers Grove (South)	So	18:55	6:18.0
138.	108 Taylor Martinez	New Lenox (Lincoln-Way Central)	Sr	18:55	6:18.1
139.	109 Jenna Privatsky	Barrington	Sr	18:55	6:18.2
140.	110 Alicia Ary	Lockport (Twp.)	So	18:57	6:18.8

141.	111	Maryjane Koza	Lake Zurich	Fr	18:59	6:19.5
142.	112	Maria Pandolfi	Naperville (Neuqua Valley)	Sr	18:59	6:19.6
143.	113	Emma Moravec	Downers Grove (North)	Fr	18:59	6:19.7
144.	114	Nina Olshever	St. Charles (North)	So	19:00	6:19.8
145.		Charlotte Youell	Joliet (West)	So	19:00	6:19.9
146.	115	Andrea George	O'Fallon (H.S.)	Sr	19:01	6:20.3
147.	116	Mahal Schroeder	Oak Park (O.P.-River Forest)	Fr	19:03	6:20.7
148.	117	Sydney Geils	Geneva	Sr	19:03	6:20.8
149.	118	Emma Ehrhardt	Geneva	Fr	19:03	6:20.9
150.	119	Caroline Zaworski	Wilmette (Loyola Academy)	Jr	19:04	6:21.1
151.	120	Lauren Conroy	Barrington	So	19:05	6:21.3
152.	121	Juliana Determan	Edwardsville (H.S.)	Fr	19:06	6:21.9
153.	122	Reena Prahbu	Hoffman Estates (H.S.)	So	19:06	6:21.9
154.	123	Mary Erdman	Wheaton (W. Warrenville South)	So	19:07	6:22.2
155.	124	Sara Polliard	Hinsdale (Central)	Jr	19:07	6:22.2
156.	125	Angela Budach	Downers Grove (North)	So	19:07	6:22.2
157.	126	Rachel Schoenecker	Edwardsville (H.S.)	So	19:08	6:22.4
158.	127	Jill Boyle	Downers Grove (South)	So	19:09	6:22.9
159.	128	Ainsley Tran	Oak Park (O.P.-River Forest)	So	19:11	6:23.4
160.		Presley Sours	Pekin	Jr	19:11	6:23.6
161.	129	Katherine Portman	Downers Grove (North)	Sr	19:12	6:23.8
162.	130	Julia Sirvinskis	Park Ridge (Maine South)	So	19:13	6:24.2
163.	131	Jemma Kim	Lake Zurich	Fr	19:15	6:24.9
164.	132	Katie Francissen	St. Charles (North)	So	19:18	6:25.7
165.	133	Yazmin Nunez	Hoffman Estates (H.S.)	Jr	19:18	6:26.0
166.	134	Tami Cardenas	O'Fallon (H.S.)	Jr	19:19	6:26.3
167.	135	Mallory Johnson	New Lenox (Lincoln-Way Central)	Sr	19:20	6:26.4
168.	136	Haley Thompson	Oak Park (O.P.-River Forest)	So	19:20	6:26.4
169.		Carly Marchal	Frankfort (Lincoln-Way North)	So	19:20	6:26.5
170.	137	Cailin Eckhart	Park Ridge (Maine South)	Sr	19:21	6:26.9
171.	138	Alyssa Vogt	Frankfort (Lincoln-Way East)	So	19:21	6:27.0
172.	139	Elizabeth Lynn	Edwardsville (H.S.)	Jr	19:21	6:27.0
173.	140	Kristen Eichamer	Naperville (Neuqua Valley)	Sr	19:23	6:27.4
174.	141	Heidi Killinger	New Lenox (Lincoln-Way Central)	Jr	19:29	6:29.4
175.	142	Laura McNair	Lake Zurich	Jr	19:33	6:30.7
176.	143	Savannah Brannan	Edwardsville (H.S.)	Fr	19:34	6:31.0
177.	144	Kalina Gardiner	Park Ridge (Maine South)	So	19:35	6:31.5
178.	145	Elsabet Haile	Hoffman Estates (H.S.)	Sr	19:37	6:32.3
179.	146	Audrey Blankenship	St. Charles (North)	Sr	19:42	6:33.9
180.	147	Gina Johnson	Park Ridge (Maine South)	So	19:43	6:34.3
181.	148	Kaylan Williams	Hoffman Estates (H.S.)	Jr	19:47	6:35.4
182.	149	Samantha Evans	Wilmette (Loyola Academy)	Sr	19:48	6:35.9
183.	150	Stephanie Urbancik	Downers Grove (North)	Sr	19:49	6:36.2
184.	151	Sarah Brennan	Hinsdale (Central)	Jr	19:50	6:36.5
185.		Keeley Knobloch	Moline (H.S.)	Jr	19:52	6:37.0
186.	152	Caityln Scheibal	Edwardsville (H.S.)	Fr	19:52	6:37.2
187.	153	Mary Kate Porath	O'Fallon (H.S.)	Fr	19:54	6:37.7
188.	154	Arushi Agarwal	Barrington	So	19:56	6:38.5
189.	155	Lauren Cropsey	Barrington	Jr	19:58	6:39.0
190.	156	Meredith Robinson	Downers Grove (South)	Sr	20:03	6:40.8
191.	157	Amanda Borkowski	Naperville (Neuqua Valley)	Sr	20:05	6:41.4
192.	158	Madison Kaufmann	St. Charles (North)	Fr	20:06	6:41.7
193.	159	Anna Clark	Wilmette (Loyola Academy)	Jr	20:06	6:41.9
194.	160	Angie Bravo	Frankfort (Lincoln-Way East)	Sr	20:07	6:42.0
195.	161	Collen Corkery	Edwardsville (H.S.)	So	20:12	6:43.9
196.	162	Meghan Bonfield	Downers Grove (North)	Sr	20:14	6:44.4
197.	163	Jenna Diers	New Lenox (Lincoln-Way Central)	Fr	20:18	6:45.9
198.	164	Sabina Yosif	Palatine (H.S.)	So	20:19	6:46.3
199.	165	Emily Karl	Frankfort (Lincoln-Way East)	Jr	20:21	6:46.7
200.	166	Anna Conboy	Frankfort (Lincoln-Way East)	Sr	20:22	6:47.2
201.	167	Valarie Schackelton	Schaumburg (H.S.)	Fr	20:24	6:47.7
202.	168	Claire Monticello	Wilmette (Loyola Academy)	Jr	20:25	6:48.0
203.	169	Nadine Pola	Schaumburg (H.S.)	So	20:28	6:49.3
204.	170	Erin Couwenhoven	Frankfort (Lincoln-Way East)	So	20:38	6:52.4
205.	171	Abby Couwenhoven	Frankfort (Lincoln-Way East)	Jr	20:46	6:55.3
206.	172	Theresa Nepomuceno	Barrington	Jr	21:07	7:02.3
207.		Morgan Schulz	Cary (C.-Grove)	Jr	21:53	7:17.6

Perrier battles winds and competition for state title

By Michael Newman

mike@dyestat.com



Peoria, Ill --- The winds got progressively stronger during the day at Detweiller Park. Winds at close to 25 mph kicked up before the start of the 3A Boys championship race. It would change the way that most would run this race. But champions find ways to overcome that to win. **Patrick Perrier** (O'Fallon HS) did that on Saturday.

The O'Fallon senior was the overwhelming favorite heading into this race. At the sectional race the week before, Perrier won the race by an incredible 44 seconds running 15:11 on the hilly Mud Mountain 5k course in Edwardsville. Some thought it would rather be a battle for second and how fast Perrier would run.

His fellow competitors were looking for him during the first 400 of the race. He popped out of the pack just as they were taking the three point turn. He went by the first 800 comfortably at 2:15 with everyone else behind him.

The pace was not as fast as the first two races. The winds took care of that. Perrier was in front passing the blue mats of the mile in 4:45. With him was **Nolan McKenna** (Wheaton-Warrenville South HS), **Dan Lathrop** (Plainfield South HS), **Zack Smith** and **Ryan Clevenger** (Downers Grove North HS), **Jesse Reiser** (McHenry HS), **Billy Magnesen** (Central HS, Hinsdale), and **Zach Dale** (Conant HS, Hoffman Estates). No one was willing to make a move. They were all waiting for Perrier to fire the first salvo.

That happened right as they entered the triangle. It was the same strategy that he had attempted to use earlier in the year at the Richard Spring Invitational. It caught most of the pack by surprise as his powerful stride started

to pull away from the pack. He had a two second lead at the half way point. If someone did not decide to go after him.

“My strategy changed throughout the whole race,” said Reiser. “When Perrier moved, I was talking to Zack (Smith). I told him we got to move, we got to move.”

Only Smith and Reiser went after Perrier but a separation was made with the pack. Perrier went through the 2 miles in 9:35. Smith and Reiser were two seconds pack. Zach Dale was the next closest runner three seconds behind the duo.

Perrier had opened the lead up to four seconds as he made the turn to cut across the park to the final stretch. He had control of the race so it appeared. In the last 400 meters, Perrier was feeling the race in his legs as he approached the finish line. He was running fast but it did not appear like that. He crossed the line in 14:21. Jesse Reiser was charging to catch the O’Fallon runner, but he ran out of real estate. His time was 14:22 one second behind. Smith was right off the shoulder of Reiser and finished another second back. Dale was fourth in 14:31. **Nathan Mroz** (York HS, Elmhurst) and **Jack Carpenter** (Maine South HS, Park Ridge) finished fifth and sixth having moved from twelfth in the last mile.

“It feels good that I actually won the race. I classify it as a mediocre race on my part execution wise,” Perrier said afterwards. “The wind got to me. I drafted off the first mile and kept a lot of guys in it. Tactically I ran the race I needed to run. I love the fact that I won state.”

The team race looked like it again would be another West Suburban slugfest between the two top teams in the state York and Hinsdale Central. That race never materialized. One of York’s top runners **Alex Bashqawi** had run the sectional meet with a 101 degree temperature. He had missed most of the week of school. He was towards the back of the pack at the mile. York had only had two runners, Mroz, and Matt Plowman, near the front while the rest of their runners were all spread out. On the other hand, Hinsdale Central had all seven runners within 8 seconds of each other with Magnesen in front. York’s chances at defending their state championship were pretty much over at that point

Jim Westphal’s Red Devils ran the same type of race as they had during the entire season keeping themselves within reaching distance of each other. With a mile to go, no other team was close to Hinsdale Central. It stayed that way into the finish. While people were coming up to the Hinsdale coach to tell him that he had won, he refused to believe that. “I think I am going to walk in the woods,” he grinned. Maybe it was just to get the perspective that his team had just won the championship.

Their win was dominating scoring 99 points. Central had three runners achieve all state status with **Billy Magnesen** (9th), **Kevin Huang** (24th), and **TJ Caveney** (25th). **Blake Evertsen** (28th), and **Chris Brenk** (43rd) rounded out their top five. Their split from 2-4 was only five seconds. Their split overall was 32 seconds.

“We did not want to focus on one team,” Westphal said. “We just focused on Hinsdale Central and what Hinsdale Central needed to do. So it’s like you come in and run with the blinders on. Good things will happen and take care of themselves. When you start to look at other teams, you look around and pay too much attention. We just wanted to come down and whatever happens, happens.”

Two teams that were thought of as dead half way through the season took the next two trophy spots. Downers Grove North, with Smith and **Ryan Clevenger** (7th) earning all-state honors finished second with 144 points. **Jeremy Spilky** and **Jared Craven** were both injured for most of the year. They came back to finish in the top

five for the team. "We got together and healthy at the right time. Jeremy was injured most of the year. He put in 190 miles a week on the elliptical to run just two races," **Zack Smith** said holding back tears. "I cannot say enough for what he did. I'm so proud of him. Jared had injuries through the season. He fought back hard. To get eleventh last year at the sectionals and get second today, I am so proud of every one of them."

O'Fallon finished third with 157 points. It was their third consecutive year of winning a trophy. They team fought through so many injuries during the season. They were there when they had to and the result shows that.

"My boys were very happy with earning 3rd place. We have fought through several adversities but the boys still put it together when it counted most," said O'Fallon Coach **Jon Burnett**. "We are so happy for Patrick because he has worked so hard and has focused so much effort on winning that race."

Four of the top five teams in 3A Boys were all from the West Suburban Conference Silver Division. Lyons Township and York rounded out the top five.

"It is no dig against the MSL (Mid Suburban League) because they are great. But with York, Downers Grove North, Lyons Township, and the other teams week after week, we are honored to be in there," Westphal added. "We hope we represented our conference well. We are happy that we finished the state meet so well for the conference and the kids that run in that conference."

The Hinsdale Central win was especially gratifying for Hinsdale Central assistant coach **Noah Lawrence**. In 1997, he ran in the state meet for York. That was a year that York lost to Lockport by one point.

"It is something that I have been carrying with me for the last sixteen years," an elated Lawrence said. "I can finally exorcise that demon and put it to rest. This makes up for all of those years."

It took a team of Red Devils to do that for their coach.

Boys Cross Country Class 3A State Final Results — 2013-14

Team Results

ILLINOIS HIGH SCHOOL ASSOCIATION
State Cross Country Championships
Boys 3A - November 9, 2013
Team Scores

Place	Score	SCHOOL	(Total, Average, Pack Times)
1.	99	Hinsdale (Central) 7 18 19 23 32 (45) (82) Billy Magnesen, Kevin Huang, TJ Caveney, Blake Evertsen, Chris Brenk, Matt McBrien, Emmett Scully	(1:15:01, 15:00.18, 0:32)
2.	144	Downers Grove (North) 2 5 27 51 59 (92) (151) Zack Smith, Ryan Clevenger, Marc Mathy, Jeremy Craven, Jared Spilky, Zac Christensen, Jack Diamond	(1:15:00, 14:59.94, 1:07)
3.	157	O'Fallon (H.S.) 1 8 20 41 87 (95) (107) Patrick Perrier, Dorrian Gordon, Steven Chorma, Evan Wesslund, Logan Whorton, Erik McMillan, Adam Becker	(1:15:05, 15:00.90, 1:19)
4.	190	LaGrange (Lyons) 25 35 37 39 54 (85) (137) Henry Hostettler, Dan Lupano, James Ryan, Ed McCarter, Kevin Kilrea, Vince Arata, Dom Zona	(1:16:22, 15:16.30, 0:18)
5.	196	Elmhurst (York) 4 30 33 56 73 (76) (166) Nathan Mroz, Matt Plowman, Kyle Mattes, Max Denning, Jeff Nosek, Jon May, Alex Bashqawi	(1:15:57, 15:11.30, 1:02)
6.	215	Winnetka (New Trier) 12 24 44 64 71 (84) (122) Peter Cotsirilios, Chase Silverman, Tarek Afifi, Om Kanwar, Austin Santacruz, Connor Trapp, Luke Duros	(1:16:30, 15:17.97, 0:37)
7.	225	Orland Park (Sandburg) 31 38 48 53 55 (80) (124) Tom Brennan, Will Becker, Greg Burzinski, Sean Torpy, Chris Torpy, Harry Becker, Dan Laskero	(1:16:43, 15:20.56, 0:14)
8.	244	Wheaton (W. Warrenville South) 9 14 26 68 127 (140) (155) Nolan McKenna, Luke Schroer, Kyle Cepeda, David Dillon, Gabe Lightbody, Carson Discher, David Santana	(1:16:21, 15:16.02, 1:12)
9.	285	Naperville (North) 28 40 62 65 90 (94) (121) Kerry Gschwendtner, Jake Pecorin, Jon Klaiber, Ryan Hanselman, Andrew LaDeur, Christian Moore, Kevin Drake	(1:17:06, 15:25.15, 0:32)
10.	288	Naperville (Neuqua Valley) 11 49 67 72 89 (105) (145) Nick Bushelle, Daniel Weiss, Alec Monovich, Michael Widmann, Colin Weidman, Shiva Singh, Jake McEneaney	(1:17:01, 15:24.07, 0:48)
11.	298	Arlington Heights (Hersey) 13 16 78 79 112 (114) (141) David Rodriguez, Andy Philipose, Grant von der Lippe, Jack O'Neil, Erick DeLoera, Matt Stadnicki, Kevin Ziegenhorn	(1:16:58, 15:23.48, 0:53)
12.	319	Wilmette (Loyola Academy) 22 58 60 88 91 (133) (147) Christian Swenson, Jack Carroll, Spencer Kelly, Matthew Randolph, Teddy Brombach, Paolo Tionson, Matthew Scherer	(1:17:21, 15:28.13, 0:37)

13. 339 Buffalo Grove (1:17:27, 15:29.37, 0:48)
15 61 74 86 103 (118) (136)
Kevin Salvano, Steven Salvano, Tom Cleary, Jake Wenzel, Eli Hinkle,
Montana Nimerfroth, Tripp Wallner
14. 359 Palatine (H.S.) (1:17:25, 15:28.89, 1:22)
6 46 69 104 134 (156) (169)
Graham Brown, Argeni Bailon, Emil Kozakiewicz, Eddie Graham,
Dean Kolar, Brian Leonard, Adam Brauer
15. 363 Chicago (Lane) (1:17:50, 15:33.93, 1:20)
29 34 43 93 164 (168) (178)
Jon Vara, David Schmieg, Pavlo Hutsalyuk, Oswaldo Lorenzana,
Christian Badillo, Alex Rodriguez, Matt Haak
16. 397 Chicago (St. Ignatius College) (1:17:53, 15:34.52, 0:50)
21 81 83 96 116 (174) (181)
Chris Korabik, Dan Santino, Andy Weber, Patrick Manglano,
Taylor Dugas, Brian Santino, Kallin Khan
17. 409 Edwardsville (H.S.) (1:18:08, 15:37.48, 1:20)
17 50 75 110 157 (159) (160)
Brydon Groves-Scott, Fredrick (Schoenthal, Ethan Townzen,
Iain Perry, Joe Shannon, Zain Pyarali, Jimmie Mayfield
18. 429 New Lenox (Lincoln-Way Central) (1:18:15, 15:38.94, 0:38)
36 66 99 109 119 (150) (180)
Tommy Kolacki, Chris Kaminski, Joey Nelson, Ian Peterson,
Andrew Robbins, Jackson Waters, Ben Zibricky
19. 451 Mt. Prospect (Prospect) (1:18:23, 15:40.60, 0:35)
42 77 101 111 120 (146) (158)
Mike Anderson, Blake Hallman, Ben Pederson, Max Daleiden,
Will Lussenhop, Alec Heyde, Max Crowninshield
20. 478 Lake Zurich (1:18:47, 15:45.39, 0:56)
47 52 108 117 154 (170) (175)
Dave Brown, Matt Pereira, Will Llanos, Austin Kuehr, Matt Reninger,
Justin Shim, Matt Milner
21. 507 Hoffman Estates (Conant) (1:18:20, 15:39.97, 1:34)
3 113 125 128 138 (165) (167)
Zach Dale, James Janczy, Shujaat Sultan, James Pesce, Chris Serrano,
Dominic DeMore, Joel Almodovar
22. 534 Wheaton (North) (1:19:01, 15:48.16, 1:34)
10 106 126 130 162 (171) (173)
Joseph Emmanuel, Chris Stopka, Wes Noyes, Danny Steeno, Kilty Askin,
Alex Frank, Ryan Kocher
23. 562 Batavia (1:19:25, 15:52.92, 0:48)
63 102 115 129 153 (163) (172)
Mitch Zabka, Ryan Wieties, Patrick Redmond, Jorden Berendt,
David Morrison, Mitch Voellinger, Chris Orlow
24. 568 Naperville (Central) (1:19:22, 15:52.35, 0:33)
70 98 123 135 142 (143) (148)
Ryan Auld, Scott Hicks, Alec Siwek, Kevin Wandke,
Geoffrey McCullogh, Jon Ashley, David Kennedy
25. 626 Joliet (Central) (1:20:20, 16:03.83, 1:19)
57 100 144 149 176 (179) (182)
Salvador Lazaro, Raul Rosendo, Vince Moreno, Jose Aguilera,
Caleb Hannah, Andre Martinez, Yovani Rosendo
26. 651 Normal (Community) (1:20:07, 16:01.22, 0:34)
97 131 132 139 152 (161) (177)
Tanner Kuenneth, Collin Rink, Austin Peters, Jared Peters,
Carson McCormick, Nathan Jones, Mitch Turner

Individual Results

ILLINOIS HIGH SCHOOL ASSOCIATION State Cross Country Championships Boys 3A - November 9, 2013

Place	TmPl	NAME	SCHOOL	YEAR	TIME	Pace
1.	1	Patrick Perrier	O'Fallon (H.S.)	Sr	14:21	4:46.7
2.		Jesse Reiser	McHenry	Jr	14:22	4:47.2
3.	2	Zack Smith	Downers Grove (North)	Sr	14:23	4:47.5
4.	3	Zach Dale	Hoffman Estates (Conant)	Jr	14:31	4:50.3
5.	4	Nathan Mroz	Elmhurst (York)	Sr	14:33	4:50.9
6.		Jack Carpenter	Park Ridge (Maine South)	Sr	14:33	4:50.9
7.	5	Ryan Clevenger	Downers Grove (North)	Jr	14:38	4:52.5
8.	6	Graham Brown	Palatine (H.S.)	Jr	14:41	4:53.6
9.	7	Billy Magnesen	Hinsdale (Central)	Sr	14:41	4:53.6
10.		Angel Estrada	Highland Park	Sr	14:43	4:54.2
11.	8	Dorrian Gordon	O'Fallon (H.S.)	Jr	14:46	4:55.0
12.	9	Nolan McKenna	Wheaton (W. Warrenville South)	Sr	14:46	4:55.2
13.		Dan Lathrop	Plainfield (South)	Sr	14:48	4:55.9
14.	10	Joseph Emmanuel	Wheaton (North)	Sr	14:52	4:57.1
15.	11	Nick Bushelle	Naperville (Neuqua Valley)	Sr	14:52	4:57.3
16.		Keagan Smith	Huntley	So	14:55	4:58.1
17.	12	Peter Cotsirilos	Winnetka (New Trier)	Sr	14:57	4:58.9
18.	13	David Rodriguez	Arlington Heights (Hersey)	Jr	14:58	4:59.1
19.	14	Luke Schroer	Wheaton (W. Warrenville South)	Sr	14:58	4:59.2
20.	15	Kevin Salvano	Buffalo Grove	So	14:59	4:59.5
21.		Billy Thomas	Hoffman Estates (H.S.)	Sr	15:00	4:59.7
22.	16	Andy Philipose	Arlington Heights (Hersey)	Sr	15:00	4:59.8
23.	17	Brydon Groves-Scott	Edwardsville (H.S.)	Jr	15:01	5:00.1
24.	18	Kevin Huang	Hinsdale (Central)	Sr	15:01	5:00.2
25.	19	TJ Caveney	Hinsdale (Central)	Sr	15:02	5:00.5
26.	20	Steven Chorma	O'Fallon (H.S.)	Sr	15:03	5:00.9
27.	21	Chris Korabik	Chicago (St. Ignatius College	Sr	15:03	5:01.0
28.	22	Christian Swenson	Wilmette (Loyola Academy)	Jr	15:05	5:01.4
29.	23	Blake Evertsen	Hinsdale (Central)	Fr	15:06	5:01.8
30.		Will Giroux	Lockport (Twp.)	Sr	15:07	5:02.2
31.	24	Chase Silverman	Winnetka (New Trier)	Sr	15:08	5:02.3
32.	25	Henry Hostettler	LaGrange (Lyons)	Sr	15:08	5:02.4
33.	26	Kyle Cepeda	Wheaton (W. Warrenville South)	Jr	15:08	5:02.5
34.	27	Marc Mathy	Downers Grove (North)	Sr	15:08	5:02.5
35.	28	Kerry Gschwendtner	Naperville (North)	Jr	15:08	5:02.5
36.	29	Jon Vara	Chicago (Lane)	Sr	15:09	5:02.7
37.		David O'Gara	Glenview (Glenbrook South)	Sr	15:09	5:02.8
38.	30	Matt Plowman	Elmhurst (York)	Jr	15:10	5:03.3
39.		Harry Winter	Palatine (Fremd)	Sr	15:11	5:03.5
40.		Peter Johnsrud	Oswego (H.S.)	Jr	15:11	5:03.6
41.		Dan Cotton	Bartlett	Sr	15:12	5:03.8
42.	31	Tom Brennan	Orland Park (Sandburg)	So	15:13	5:04.1
43.	32	Chris Brenk	Hinsdale (Central)	So	15:13	5:04.2
44.	33	Kyle Mattes	Elmhurst (York)	Sr	15:14	5:04.4
45.	34	David Schmieg	Chicago (Lane)	Sr	15:14	5:04.4
46.		Pat Humen	Libertyville	Sr	15:14	5:04.5
47.		Paul Christian	Glen Ellyn (Glenbard West)	Jr	15:15	5:04.7
48.	35	Dan Lupano	LaGrange (Lyons)	Sr	15:16	5:05.3
49.	36	Tommy Kolacki	New Lenox (Lincoln-Way Central	Jr	15:17	5:05.3
50.	37	James Ryan	LaGrange (Lyons)	Sr	15:17	5:05.5
51.	38	Will Becker	Orland Park (Sandburg)	Sr	15:17	5:05.6
52.		Joseph Suarez	Plainfield (East)	Jr	15:18	5:05.7
53.	39	Ed McCarter	LaGrange (Lyons)	Sr	15:18	5:05.8
54.	40	Jake Pecorin	Naperville (North)	Sr	15:18	5:06.0
55.	41	Evan Wesslund	O'Fallon (H.S.)	Sr	15:18	5:06.0
56.	42	Mike Anderson	Mt. Prospect (Prospect)	Jr	15:20	5:06.4
57.	43	Pavlo Hutsalyuk	Chicago (Lane)	Jr	15:20	5:06.5
58.		Henry Mierzwa	Park Ridge (Maine South)	Jr	15:21	5:06.8
59.	44	Tarek Afifi	Winnetka (New Trier)	Jr	15:22	5:07.1
60.	45	Matt McBrien	Hinsdale (Central)	Jr	15:22	5:07.1

61.	46	Argeni Bailon	Palatine (H.S.)	Sr	15:23	5:07.4
62.	47	Dave Brown	Lake Zurich	Sr	15:23	5:07.6
63.	48	Greg Burzinski	Orland Park (Sandburg)	Jr	15:24	5:07.7
64.		Sergio Llanes	Plainfield (East)	Jr	15:24	5:07.8
65.		Matthew Johnson	Algonquin (Jacobs)	Sr	15:24	5:07.8
66.	49	Daniel Weiss	Naperville (Neuqua Valley)	Jr	15:24	5:07.9
67.	50	Fredrick (Schoenthal	Edwardsville (H.S.)	Jr	15:24	5:07.9
68.	51	Jeremy Craven	Downers Grove (North)	Sr	15:24	5:08.0
69.	52	Matt Pereira	Lake Zurich	Fr	15:25	5:08.2
70.	53	Sean Torpy	Orland Park (Sandburg)	So	15:25	5:08.2
71.	54	Kevin Kilrea	LaGrange (Lyons)	Sr	15:25	5:08.2
72.	55	Chris Torpy	Orland Park (Sandburg)	So	15:27	5:08.7
73.	56	Max Denning	Elmhurst (York)	So	15:27	5:08.8
74.	57	Salvador Lazaro	Joliet (Central)	Sr	15:27	5:08.9
75.	58	Jack Carroll	Wilmette (Loyola Academy)	Jr	15:28	5:09.2
76.		Brady Bobbitt	Aurora (Marmion Academy)	Jr	15:28	5:09.2
77.	59	Jared Spilky	Downers Grove (North)	Sr	15:29	5:09.5
78.	60	Spencer Kelly	Wilmette (Loyola Academy)	Jr	15:29	5:09.6
79.	61	Steven Salvano	Buffalo Grove	Sr	15:30	5:09.7
80.	62	Jon Klaiber	Naperville (North)	Jr	15:30	5:09.8
81.		Josh Maier	Palos Heights (Shepard)	Sr	15:31	5:10.1
82.	63	Mitch Zabka	Batavia	Sr	15:31	5:10.1
83.		Misael Tobias	Plainfield (South)	Sr	15:31	5:10.2
84.	64	Om Kanwar	Winnetka (New Trier)	Jr	15:32	5:10.4
85.	65	Ryan Hanselman	Naperville (North)	Sr	15:32	5:10.4
86.		Nick Vucovich	Palatine (Fremd)	Sr	15:32	5:10.6
87.	66	Chris Kaminski	New Lenox (Lincoln-Way Central	Sr	15:32	5:10.6
88.	67	Alec Monovich	Naperville (Neuqua Valley)	Sr	15:32	5:10.6
89.	68	David Dillon	Wheaton (W. Warrenville South)	Sr	15:32	5:10.6
90.	69	Emil Kozakiewicz	Palatine (H.S.)	Sr	15:33	5:10.9
91.	70	Ryan Auld	Naperville (Central)	Sr	15:34	5:11.1
92.	71	Austin Santacruz	Winnetka (New Trier)	Jr	15:34	5:11.2
93.	72	Michael Widmann	Naperville (Neuqua Valley)	Jr	15:34	5:11.3
94.	73	Jeff Nosek	Elmhurst (York)	Sr	15:35	5:11.5
95.	74	Tom Cleary	Buffalo Grove	So	15:35	5:11.5
96.	75	Ethan Townzen	Edwardsville (H.S.)	So	15:35	5:11.6
97.	76	Jon May	Elmhurst (York)	So	15:35	5:11.6
98.	77	Blake Hallman	Mt. Prospect (Prospect)	Sr	15:35	5:11.7
99.	78	Grant von der Lippe	Arlington Heights (Hersey)	Jr	15:36	5:11.7
100.	79	Jack O'Neil	Arlington Heights (Hersey)	Sr	15:36	5:11.8
101.	80	Harry Becker	Orland Park (Sandburg)	Sr	15:36	5:11.9
102.		Jeremy Lozano	Roselle (Lake Park)	Sr	15:37	5:12.1
103.	81	Dan Santino	Chicago (St. Ignatius College	So	15:38	5:12.5
104.	82	Emmett Scully	Hinsdale (Central)	Sr	15:38	5:12.5
105.	83	Andy Weber	Chicago (St. Ignatius College	Jr	15:38	5:12.6
106.	84	Connor Trapp	Winnetka (New Trier)	Sr	15:39	5:12.7
107.	85	Vince Arata	LaGrange (Lyons)	Jr	15:39	5:12.8
108.	86	Jake Wenzel	Buffalo Grove	Jr	15:39	5:12.8
109.	87	Logan Whorton	O'Fallon (H.S.)	Jr	15:39	5:12.9
110.	88	Matthew Randolph	Wilmette (Loyola Academy)	Sr	15:40	5:13.1
111.	89	Colin Weidman	Naperville (Neuqua Valley)	Jr	15:40	5:13.1
112.	90	Andrew LaDeur	Naperville (North)	Jr	15:40	5:13.2
113.	91	Teddy Brombach	Wilmette (Loyola Academy)	Sr	15:41	5:13.6
114.	92	Zac Christensen	Downers Grove (North)	Jr	15:41	5:13.7
115.	93	Oswaldo Lorenzana	Chicago (Lane)	Sr	15:41	5:13.7
116.	94	Christian Moore	Naperville (North)	Jr	15:42	5:13.7
117.	95	Erik McMillan	O'Fallon (H.S.)	Jr	15:42	5:14.0
118.	96	Patrick Manglano	Chicago (St. Ignatius College	Sr	15:43	5:14.1
119.	97	Tanner Kuenneth	Normal (Community)	Sr	15:43	5:14.2
120.	98	Scott Hicks	Naperville (Central)	Jr	15:44	5:14.6
121.	99	Joey Nelson	New Lenox (Lincoln-Way Central	Sr	15:45	5:14.8
122.	100	Raul Rosendo	Joliet (Central)	So	15:46	5:15.2
123.	101	Ben Pederson	Mt. Prospect (Prospect)	Sr	15:46	5:15.3
124.	102	Ryan Wieties	Batavia	Jr	15:47	5:15.3
125.	103	Eli Hinkle	Buffalo Grove	Jr	15:47	5:15.4
126.	104	Eddie Graham	Palatine (H.S.)	Sr	15:47	5:15.5
127.	105	Shiva Singh	Naperville (Neuqua Valley)	So	15:47	5:15.6
128.	106	Chris Stopka	Wheaton (North)	Sr	15:47	5:15.6
129.	107	Adam Becker	O'Fallon (H.S.)	Sr	15:48	5:15.9
130.	108	Will Llanos	Lake Zurich	Sr	15:49	5:16.1

131.	Matt Anyiwo	Flossmoor (Homewood-F.)	Sr	15:49	5:16.3
132.	109 Ian Peterson	New Lenox (Lincoln-Way Central	So	15:49	5:16.3
133.	110 Iain Perry	Edwardsville (H.S.)	Sr	15:49	5:16.3
134.	111 Max Daleiden	Mt. Prospect (Prospect)	Sr	15:50	5:16.3
135.	112 Erick DeLoera	Arlington Heights (Hersey)	Sr	15:51	5:16.7
136.	Will O'Keefe	Granite City	Fr	15:51	5:16.8
137.	113 James Janczy	Hoffman Estates (Conant)	Jr	15:51	5:16.8
138.	114 Matt Stadnicki	Arlington Heights (Hersey)	Sr	15:51	5:16.9
139.	Salvatore Flight	Oak Park (Fenwick)	Jr	15:51	5:16.9
140.	115 Patrick Redmond	Batavia	Jr	15:53	5:17.4
141.	Dustin Macuiba	Gurnee (Warren)	So	15:53	5:17.4
142.	116 Taylor Dugas	Chicago (St. Ignatius College	Sr	15:53	5:17.4
143.	Felipe Nino	Aurora (East)	Jr	15:53	5:17.4
144.	117 Austin Kuehr	Lake Zurich	Sr	15:54	5:17.7
145.	118 Montana Nimerfroh	Buffalo Grove	Jr	15:54	5:17.8
146.	Sean Dopler	East Moline (United)	Sr	15:54	5:17.9
147.	119 Andrew Robbins	New Lenox (Lincoln-Way Central	Jr	15:54	5:17.9
148.	120 Will Lussenhop	Mt. Prospect (Prospect)	Sr	15:54	5:17.9
149.	121 Kevin Drake	Naperville (North)	Sr	15:55	5:18.2
150.	122 Luke Duros	Winnetka (New Trier)	Jr	15:56	5:18.4
151.	123 Alec Siwek	Naperville (Central)	Sr	15:56	5:18.4
152.	124 Dan Laskero	Orland Park (Sandburg)	So	15:56	5:18.5
153.	125 Shujaat Sultan	Hoffman Estates (Conant)	Jr	15:57	5:18.9
154.	126 Wes Noyes	Wheaton (North)	Sr	15:58	5:19.1
155.	127 Gabe Lightbody	Wheaton (W. Warrenville South)	Jr	15:58	5:19.2
156.	128 James Pesce	Hoffman Estates (Conant)	Sr	15:58	5:19.2
157.	129 Jorden Berendt	Batavia	Sr	15:59	5:19.5
158.	Matthew King	South Holland (Thornwood)	Sr	15:59	5:19.6
159.	Jack Peters	Lombard (Glenbard East)	Sr	16:00	5:19.8
160.	130 Danny Steeno	Wheaton (North)	Jr	16:01	5:20.2
161.	131 Collin Rink	Normal (Community)	Sr	16:02	5:20.4
162.	Gabe Ceballos	Minooka	Jr	16:02	5:20.5
163.	132 Austin Peters	Normal (Community)	Jr	16:02	5:20.5
164.	133 Paolo Tiongson	Wilmette (Loyola Academy)	Fr	16:03	5:20.7
165.	134 Dean Kolar	Palatine (H.S.)	Sr	16:03	5:20.8
166.	135 Kevin Wandke	Naperville (Central)	Jr	16:04	5:21.1
167.	136 Tripp Wallner	Buffalo Grove	Jr	16:04	5:21.1
168.	137 Dom Zona	LaGrange (Lyons)	Sr	16:04	5:21.3
169.	138 Chris Serrano	Hoffman Estates (Conant)	So	16:05	5:21.4
170.	139 Jared Peters	Normal (Community)	Jr	16:05	5:21.6
171.	140 Carson Discher	Wheaton (W. Warrenville South)	Sr	16:06	5:21.7
172.	141 Kevin Ziegenhorn	Arlington Heights (Hersey)	Jr	16:06	5:21.9
173.	142 Geoffrey McCullogh	Naperville (Central)	So	16:06	5:21.9
174.	143 Jon Ashley	Naperville (Central)	Sr	16:07	5:22.2
175.	Kevin Anderson	Flossmoor (Homewood-F.)	Sr	16:07	5:22.3
176.	Max Rowland	St. Charles (East)	Sr	16:07	5:22.3
177.	144 Vince Moreno	Joliet (Central)	So	16:08	5:22.5
178.	145 Jake McEneaney	Naperville (Neuqua Valley)	Fr	16:09	5:22.8
179.	146 Alec Heyde	Mt. Prospect (Prospect)	So	16:13	5:24.3
180.	147 Matthew Scherer	Wilmette (Loyola Academy)	Sr	16:14	5:24.3
181.	148 David Kennedy	Naperville (Central)	Jr	16:14	5:24.4
182.	149 Jose Aguilera	Joliet (Central)	Jr	16:15	5:24.8
183.	150 Jackson Waters	New Lenox (Lincoln-Way Central	Jr	16:15	5:25.0
184.	151 Jack Diamond	Downers Grove (North)	Jr	16:16	5:25.2
185.	152 Carson McCormick	Normal (Community)	Fr	16:16	5:25.2

186.	153	David Morrison	Batavia	Jr	16:18	5:25.9
187.	154	Matt Reninger	Lake Zurich	Sr	16:19	5:26.1
188.	155	David Santana	Wheaton (W. Warrenville South)	Sr	16:19	5:26.3
189.	156	Brian Leonard	Palatine (H.S.)	Fr	16:20	5:26.5
190.	157	Joe Shannon	Edwardsville (H.S.)	Jr	16:20	5:26.5
191.	158	Max Crowninshield	Mt. Prospect (Prospect)	So	16:21	5:26.9
192.	159	Zain Pyarali	Edwardsville (H.S.)	Jr	16:22	5:27.0
193.	160	Jimmie Mayfield	Edwardsville (H.S.)	Sr	16:24	5:27.8
194.	161	Nathan Jones	Normal (Community)	Sr	16:25	5:28.0
195.	162	Kilty Askin	Wheaton (North)	Jr	16:26	5:28.4
196.	163	Mitch Voellinger	Batavia	Sr	16:27	5:28.8
197.	164	Christian Badillo	Chicago (Lane)	Jr	16:28	5:29.2
198.	165	Dominic DeMore	Hoffman Estates (Conant)	Jr	16:33	5:30.8
199.	166	Alex Bashqawi	Elmhurst (York)	Sr	16:35	5:31.5
200.	167	Joel Almodovar	Hoffman Estates (Conant)	Jr	16:38	5:32.4
201.	168	Alex Rodriguez	Chicago (Lane)	Sr	16:38	5:32.5
202.	169	Adam Brauer	Palatine (H.S.)	Sr	16:40	5:33.1
203.	170	Justin Shim	Lake Zurich	Jr	16:41	5:33.3
204.	171	Alex Frank	Wheaton (North)	So	16:42	5:33.9
205.	172	Chris Orlow	Batavia	Sr	16:43	5:34.3
206.	173	Ryan Kocher	Wheaton (North)	So	16:45	5:34.7
207.	174	Brian Santino	Chicago (St. Ignatius College)	Jr	16:45	5:34.7
208.	175	Matt Milner	Lake Zurich	So	16:45	5:34.8
209.	176	Caleb Hannah	Joliet (Central)	Sr	16:46	5:35.1
210.	177	Mitch Turner	Normal (Community)	So	16:50	5:36.5
211.		Dan Treasure	Joliet (West)	Jr	16:51	5:36.9
212.	178	Matt Haak	Chicago (Lane)	Sr	16:51	5:37.0
213.	179	Andre Martinez	Joliet (Central)	Fr	16:54	5:37.9
214.	180	Ben Zibricky	New Lenox (Lincoln-Way Central)	Sr	16:57	5:38.9
215.	181	Kallin Khan	Chicago (St. Ignatius College)	Jr	17:06	5:41.8
216.	182	Yovani Rosendo	Joliet (Central)	Sr	17:20	5:46.4



TO

