

ILLINOIS HIGH SCHOOL ASSOCIATION

Cross Country Sectional
Host: Peoria Notre Dame High School
Location: Illinois Central College East Peoria Campus
October 27, 2012
Boys Team Scores

Place	Score	SCHOOL	(Total, Average, Pack Times)
1.	59	Normal (University)	(1:18:08, 15:37.45, 0:57)
	1	8 11 15 24 (27) (78)	
		Brendan Hoskins, J D LaFayette, Adam Bruno, Wesley Ward, Eli Hill, Joseph Clay, Andrew Porter	
2.	102	Peoria (Notre Dame)	(1:19:43, 15:56.57, 0:32)
	7	21 23 25 26 (46) (48)	
		Chris Fortin, Ted Ehrhart, Ryan Frow, Matt Dvorsky, Tyler Franciscovich, Stephen Tony, Aaron Schaidle	
3.	127	East Moline (United)	(1:19:38, 15:55.57, 1:13)
	2	4 37 39 45 (49) (95)	
		Austin Webster, Tyler Rasso, Pauly Boore, Sean Dopler, Isaac Boore, Bruce Taylor, Curtis Newberry	
4.	153	Pontiac	(1:20:13, 16:02.40, 1:42)
	3	5 13 64 68 (71) (108)	
		Josh McCoy, Zac Justus, Shawn Milhauser, Ryan Ingram, Logan Durham, Brayden Cain, Kory Wells	
5.	157	Metamora	(1:20:43, 16:08.55, 0:57)
	14	18 31 35 59 (61) (62)	
		Joel Anglin, Nathan Scheirer, Kyle Thompson, Travis Scheirer, Patrick Vieck, John Crotteau, Willaim Koehrsen	
6.	161	Bloomington (H.S.)	(1:20:51, 16:10.03, 1:29)
	9	19 29 30 74 (105) (131)	
		Keith Meyer, Sam Doud, Keith Jackson, Charles Smith, Mike Hebert, Jared Collier, Jonah Goughnour	
7.	188	Dunlap	(1:21:16, 16:15.13, 1:30)
	10	32 33 36 77 (79) (88)	
		Zach Plank, Everett Lepp, John Eberle, Anthony Holshouser, Thomas Skeels, Camren Rohman, Evan Crespo	
8.	198	Geneseo	(1:21:41, 16:20.04, 1:25)
	6	22 51 53 66 (75) (90)	
		Jordan Starkey, Mitchell Lawson, David Chenoweth, Nick Fox, Mitchell Lamb, Chaise Blakley, Tony Gatter	
9.	236	New Lenox (Lincoln-Way We	(1:22:31, 16:30.00, 1:12)
	17	42 44 60 73 (86) (115)	
		Ryan Kennedy, Adam Fabian, Trevor Jablonski, Kamil Stafinski, Christophe Hunsaker, Cesar Zavala, William Stripeik	
10.	274	East Peoria	(1:23:14, 16:38.62, 1:37)

- 12 40 65 70 87 (98) (120)
Jacob Vangunten, Matt Church, Cody Giebelhausen, Jake Roberts,
Nick Hiller, Auston Mcgrauagh, Zack Sells
11. 298 Normal (Community West) (1:23:40, 16:43.92, 0:49)
41 54 55 67 81 (91) (104)
Matt DeGroot, Luke Brotherton, Alex Hillegass, Reid Henry,
Jake Kemp, Nick O'Neal, Robert Murphy
12. 325 Washington (1:24:16, 16:51.10, 1:00)
43 56 58 76 92 (110) (127)
Jacob Castor, Louis Mazella, Seth Borrowman, Joe Raney, Wes Learned,
David Sabotta, Brett Grimes
13. 352 Morris (1:24:54, 16:58.63, 1:04)
38 69 72 84 89 (93) (106)
Justin Sjostrom, Austin Patterson, Eric Robinson, Brock Kukman,
Nick Marino, Austin Fatlan, Tristan DeGrush
14. 368 Ottawa (Twp.) (1:25:05, 17:00.91, 0:37)
57 63 80 83 85 (99) (109)
Adam Frick, Ken Armstrong, Wyatt Mach, Chandler Armstrong,
Seamus McGettigan, TJ Leseure, Isaac Gassman
15. 382 Galesburg (H.S.) (1:25:50, 17:09.85, 2:08)
28 47 94 97 116 (124) (128)
David Whittle, Paul Fecht, Jake Wolf, Joseph Stewart, Bryce Fenton,
Tanner Owen, Allen Massey
16. 427 Rock Island (H.S.) (1:26:57, 17:23.39, 2:08)
20 82 100 112 113 (119) (126)
Eric Ikundiro, Josh Hathorn, Thomas Ramirez, Sean Anderson,
Paul Sanders, Siafa Jabbah, Alex Jackson
17. 463 Bartonville (Limestone) (1:29:03, 17:48.48, 3:24)
16 52 129 132 134 (135) (146)
Thomas Thornton, Matt Carr, Brody Williams, Derek Newton,
John Thomson, Wyatt Carey, Randy Forbis
18. 493 New Lenox (Providence Cat) (1:28:45, 17:44.89, 2:20)
34 102 111 121 125 (136)
Steve Sismelich, Adam Morrison, Andy Bhatia, Mike Grossmayer,
Mitch Sharkey, Mike Jerik
19. 540 LaSalle (L.-Peru) (1:29:45, 17:56.85, 0:56)
96 101 103 117 123 (133) (137)
Andrew Broset, Camry Sarver, Matt Halm, Zach Christmann,
Stephan Morris, Justin Taylor, Tiernan Ebener
20. 579 Streator (Twp.) (1:33:19, 18:39.67, 3:17)
50 122 130 138 139 (143) (144)
Michael Novak, Simon Cruz, Cale Adams, Kyle Mesarchik, Rhys O'Brien,
Logan Bundy, Erick Gonzales
21. 620 Crete (C.-Monee) (1:34:03, 18:48.50, 2:12)
107 114 118 140 141 (142) (145)
Josh Millsap, Tyler Whittler, Bryce Stluka, General McArthur,
Eric Sandoval, Ryan Desjardins, Leelan Mahome

ILLINOIS HIGH SCHOOL ASSOCIATION

Cross Country Sectional

Host: Peoria Notre Dame High School

Location: Illinois Central College East Peoria Campus

October 27, 2012

Boys Individual Results


Place	TmPI	NO.	NAME	SCHOOL	Year	TIME	Pace
1.	1	169	Brendan Hoskins	Normal (University)	Sr	15:06	5:02
2.	2	51	Austin Webster	East Moline (United)	Jr	15:16	5:06
3.	3	215	Josh McCoy	Pontiac	Jr	15:17	5:06
4.	4	49	Tyler Rasso	East Moline (United)	Jr	15:21	5:07
5.	5	216	Zac Justus	Pontiac	Jr	15:23	5:08
6.	6	81	Jordan Starkey	Geneseo	Sr	15:33	5:11
7.	7	197	Chris Fortin	Peoria (Notre Dame)	Jr	15:33	5:11
8.	8	171	J D LaFayette	Normal (University)	Jr	15:34	5:12
9.	9	12	Keith Meyer	Bloomington (H.S.)	Sr	15:36	5:12
10.	10	33	Zach Plank	Dunlap	Sr	15:36	5:12
11.	11	170	Adam Bruno	Normal (University)	Sr	15:40	5:14
12.	12	57	Jacob Vangunten	East Peoria	Sr	15:41	5:14
13.	13	212	Shawn Milhauser	Pontiac	Sr	15:44	5:15
14.	14	104	Joel Anglin	Metamora	Jr	15:45	5:15
15.	15	172	Wesley Ward	Normal (University)	Sr	15:47	5:16
16.	16	9	Thomas Thornton	Bartonville (Limestone)	So	15:50	5:17
17.	17	133	Ryan Kennedy	New Lenox (Lincoln-Way We	Jr	15:53	5:18
18.	18	112	Nathan Scheirer	Metamora	Sr	15:56	5:19
19.	19	13	Sam Doud	Bloomington (H.S.)	Jr	15:57	5:19
20.	20	225	Eric Ikundiro	Rock Island (H.S.)	Sr	15:59	5:20
21.	21	128	Brady Carius	Morton	So	16:00	5:20
22.	22	196	Ted Ehrhart	Peoria (Notre Dame)	Sr	16:01	5:21
23.	23	82	Mitchell Lawson	Geneseo	Sr	16:02	5:21
24.	24	202	Ryan Frow	Peoria (Notre Dame)	Jr	16:02	5:21
25.	25	173	Eli Hill	Normal (University)	So	16:02	5:21
26.	26	200	Matt Dvorsky	Peoria (Notre Dame)	Sr	16:05	5:22
27.	27	201	Tyler Franciscovich	Peoria (Notre Dame)	Sr	16:05	5:22
28.	28	175	Joseph Clay	Normal (University)	Sr	16:06	5:22
29.	29	69	David Whittle	Galesburg (H.S.)	Jr	16:06	5:22
30.	30	14	Keith Jackson	Bloomington (H.S.)	Sr	16:08	5:23
31.	31	15	Charles Smith	Bloomington (H.S.)	Jr	16:08	5:23
32.	32	114	Kyle Thompson	Metamora	Sr	16:09	5:23
33.	33	34	Everett Lepp	Dunlap	Sr	16:10	5:24
34.	34	36	John Eberle	Dunlap	Jr	16:11	5:24
35.	35	145	Steve Sismelich	New Lenox (Providence Cat	Jr	16:11	5:24
36.	36	113	Travis Scheirer	Metamora	Jr	16:12	5:24
37.	37	35	Anthony Holshouser	Dunlap	Jr	16:15	5:25
38.	38	46	Pauly Boore	East Moline (United)	Jr	16:16	5:26
39.		195	Derek Heerman	Peoria (H.S.)	So	16:17	5:26

40.	39	118	Justin Sjostrom	Morris	Sr	16:18	5:26
41.	40	47	Sean Dopler	East Moline (United)	Jr	16:18	5:26
42.	41	58	Matt Church	East Peoria	So	16:19	5:27
43.	42	157	Matt DeGroot	Normal (Community West)	Fr	16:21	5:27
44.	43	134	Adam Fabian	New Lenox (Lincoln-Way We	Jr	16:26	5:29
45.	44	248	Jacob Castor	Washington	Sr	16:27	5:29
46.	45	136	Trevor Jablonski	New Lenox (Lincoln-Way We	Sr	16:27	5:29
47.	46	45	Isaac Boore	East Moline (United)	Fr	16:28	5:30
48.	47	203	Stephen Tony	Peoria (Notre Dame)	Sr	16:29	5:30
49.	48	70	Paul Fecht	Galesburg (H.S.)	Sr	16:30	5:30
50.	49	198	Aaron Schaidle	Peoria (Notre Dame)	Sr	16:31	5:31
51.		208	Breon Rice	Peoria (Richwoods)	Sr	16:31	5:31
52.	50	50	Bruce Taylor	East Moline (United)	Jr	16:32	5:31
53.	51	244	Michael Novak	Streator (Twp.)	Sr	16:33	5:31
54.	52	85	David Chenoweth	Geneseo	So	16:36	5:32
55.	53	2	Matt Carr	Bartonville (Limestone)	Fr	16:36	5:32
56.	54	83	Nick Fox	Geneseo	Fr	16:36	5:32
57.	55	159	Luke Brotherton	Normal (Community West)	Sr	16:37	5:33
58.	56	158	Alex Hillegass	Normal (Community West)	Fr	16:37	5:33
59.	57	247	Louis Mazella	Washington	Sr	16:39	5:33
60.	58	191	Adam Frick	Ottawa (Twp.)	Sr	16:41	5:34
61.	59	246	Seth Borrowman	Washington	So	16:41	5:34
62.	60	115	Patrick Vieck	Metamora	Jr	16:42	5:34
63.	61	129	Luke Riffle	Morton	Sr	16:43	5:35
64.	62	135	Kamil Stafinski	New Lenox (Lincoln-Way We	So	16:43	5:35
65.	63	106	John Crotteau	Metamora	Fr	16:47	5:36
66.	64	108	Willaim Koehrsen	Metamora	Jr	16:49	5:37
67.	65	188	Ken Armstrong	Ottawa (Twp.)	Jr	16:49	5:37
68.	66	213	Ryan Ingram	Pontiac	Sr	16:52	5:38
69.	67	130	Quentin Young	Morton	Sr	16:55	5:39
70.	68	59	Cody Giebelhousen	East Peoria	So	16:55	5:39
71.	69	84	Mitchell Lamb	Geneseo	Jr	16:57	5:39
72.	70	161	Reid Henry	Normal (Community West)	Jr	16:57	5:39
73.	71	217	Logan Durham	Pontiac	Jr	16:58	5:40
74.	72	119	Austin Patterson	Morris	So	17:00	5:40
75.	73	60	Jake Roberts	East Peoria	So	17:02	5:41
76.	74	214	Brayden Cain	Pontiac	Sr	17:03	5:41
77.	75	121	Eric Robinson	Morris	Jr	17:03	5:41
78.	76	137	Christophe Hunsaker	New Lenox (Lincoln-Way We	Sr	17:04	5:42
79.	77	16	Mike Hebert	Bloomington (H.S.)	Jr	17:04	5:42
80.	78	87	Chaise Blakley	Geneseo	Jr	17:05	5:42
81.	79	251	Joe Raney	Washington	Sr	17:06	5:42
82.	80	39	Thomas Skeels	Dunlap	So	17:06	5:42
83.	81	174	Andrew Porter	Normal (University)	Jr	17:07	5:43
84.	82	37	Camren Rohman	Dunlap	Sr	17:08	5:43
85.	83	190	Wyatt Mach	Ottawa (Twp.)	Sr	17:09	5:43
86.	84	160	Jake Kemp	Normal (Community West)	Sr	17:10	5:44
87.	85	230	Josh Hathorn	Rock Island (H.S.)	So	17:10	5:44
88.	86	187	Chandlar Armstrong	Ottawa (Twp.)	So	17:11	5:44

89.	87	124	Brock Kukman	Morris	Jr	17:13	5:45
90.		193	Leon Heard	Park Forest (Rich East)	Sr	17:14	5:45
91.		209	Mitch Frager	Peoria (Richwoods)	Sr	17:15	5:45
92.	88	132	Matt Lyons	Morton	Sr	17:16	5:46
93.	89	183	Seamus McGettigan	Ottawa (Twp.)	Fr	17:17	5:46
94.	90	139	Cesar Zavala	New Lenox (Lincoln-Way We	So	17:17	5:46
95.	91	61	Nick Hiller	East Peoria	Jr	17:18	5:46
96.	92	38	Evan Crespo	Dunlap	Sr	17:21	5:47
97.	93	120	Nick Marino	Morris	Jr	17:21	5:47
98.	94	86	Tony Gatter	Geneseo	Jr	17:21	5:47
99.		211	Dan Barbee	Peoria (Richwoods)	Sr	17:22	5:48
100.	95	167	Nick O'Neal	Normal (Community West)	Fr	17:22	5:48
101.	96	249	Wes Learned	Washington	Sr	17:26	5:49
102.	97	117	Austin Fatlan	Morris	Jr	17:26	5:49
103.	98	71	Jake Wolf	Galesburg (H.S.)	Sr	17:28	5:50
104.	99	53	Curtis Newberry	East Moline (United)	Sr	17:29	5:50
105.	100	95	Andrew Broset	LaSalle (L.-Peru)	So	17:34	5:52
106.	101	72	Joseph Stewart	Galesburg (H.S.)	Fr	17:36	5:52
107.	102	62	Auston Mcgrough	East Peoria	Sr	17:38	5:53
108.	103	131	Zack Siscoe	Morton	Fr	17:38	5:53
109.	104	184	TJ Leseure	Ottawa (Twp.)	Fr	17:40	5:54
110.	105	227	Thomas Ramirez	Rock Island (H.S.)	Jr	17:41	5:54
111.	106	94	Camry Sarver	LaSalle (L.-Peru)	Sr	17:43	5:55
112.	107	152	Adam Morrison	New Lenox (Providence Cat	So	17:44	5:55
113.	108	93	Matt Halm	LaSalle (L.-Peru)	Sr	17:45	5:55
114.	109	163	Robert Murphy	Normal (Community West)	Jr	17:45	5:55
115.	110	19	Jared Collier	Bloomington (H.S.)	So	17:46	5:56
116.	111	127	Tristan DeGrush	Morris	So	17:46	5:56
117.	112	25	Josh Millsap	Crete (C.-Monee)	Sr	17:46	5:56
118.	113	218	Kory Wells	Pontiac	Jr	17:48	5:56
119.	114	186	Isaac Gassman	Ottawa (Twp.)	Fr	17:51	5:57
120.	115	255	David Sabotta	Washington	Fr	17:53	5:58
121.	116	153	Andy Bhatia	New Lenox (Providence Cat	Fr	17:55	5:59
122.		210	Trent Schroeder	Peoria (Richwoods)	Sr	17:55	5:59
123.	117	229	Sean Anderson	Rock Island (H.S.)	So	18:02	6:01
124.	118	226	Paul Sanders	Rock Island (H.S.)	Sr	18:06	6:02
125.	119	26	Tyler Whittler	Crete (C.-Monee)	Sr	18:07	6:03
126.	120	138	William Stripeik	New Lenox (Lincoln-Way We	So	18:10	6:04
127.	121	75	Bryce Fenton	Galesburg (H.S.)	So	18:13	6:05
128.		223	George Kemp	Richton Park (Rich South)	Fr	18:14	6:05
129.	122	103	Zach Christmann	LaSalle (L.-Peru)	Sr	18:15	6:05
130.	123	24	Bryce Stluka	Crete (C.-Monee)	Jr	18:23	6:08
131.	124	231	Siafa Jabbah	Rock Island (H.S.)	So	18:25	6:09
132.	125	66	Zack Sells	East Peoria	Sr	18:25	6:09
133.	126	150	Mike Grossmayer	New Lenox (Providence Cat	So	18:26	6:09
134.	127	240	Simon Cruz	Streator (Twp.)	Jr	18:29	6:10
135.	128	96	Stephan Morris	LaSalle (L.-Peru)	Sr	18:30	6:10
136.	129	74	Tanner Owen	Galesburg (H.S.)	Fr	18:30	6:10
137.	130	151	Mitch Sharkey	New Lenox (Providence Cat	So	18:31	6:11

138.	131	232	Alex Jackson	Rock Island (H.S.)	So	18:31	6:11
139.	132	252	Brett Grimes	Washington	Sr	18:34	6:12
140.	133	77	Allen Massey	Galesburg (H.S.)	So	18:38	6:13
141.	134	10	Brody Williams	Bartonville (Limestone)	So	18:40	6:14
142.	135	237	Cale Adams	Streator (Twp.)	Fr	18:43	6:15
143.		222	Levi Henderson	Richton Park (Rich South)	Fr	18:44	6:15
144.	136	18	Jonah Goughnour	Bloomington (H.S.)	Fr	18:45	6:15
145.	137	11	Derek Newton	Bartonville (Limestone)	Sr	18:45	6:15
146.	138	99	Justin Taylor	LaSalle (L.-Peru)	Jr	18:53	6:18
147.	139	8	John Thomson	Bartonville (Limestone)	So	19:14	6:25
148.	140	1	Wyatt Carey	Bartonville (Limestone)	Jr	19:22	6:28
149.	141	149	Mike Jerik	New Lenox (Providence Cat	So	19:22	6:28
150.	142	97	Tiernan Ebener	LaSalle (L.-Peru)	Sr	19:35	6:32
151.	143	243	Kyle Mesarchik	Streator (Twp.)	So	19:47	6:36
152.	144	245	Rhys O'Brien	Streator (Twp.)	Sr	19:49	6:37
153.	145	30	General McArthur	Crete (C.-Monee)	So	19:51	6:37
154.	146	31	Eric Sandoval	Crete (C.-Monee)	So	19:58	6:40
155.	147	27	Ryan Desjardins	Crete (C.-Monee)	Jr	20:13	6:45
156.		194	Kentrell Mason	Park Forest (Rich East)	So	20:18	6:46
157.	148	239	Logan Bundy	Streator (Twp.)	Fr	20:23	6:48
158.	149	241	Erick Gonzales	Streator (Twp.)	Sr	20:26	6:49
159.		224	Muhammad Wallace	Richton Park (Rich South)	Sr	20:48	6:56
160.	150	32	Leelan Mahome	Crete (C.-Monee)	Sr	21:02	7:01
161.	151	3	Randy Forbis	Bartonville (Limestone)	Sr	21:18	7:06

161 records processed.



DETWEILLER PARK

"The Place Where Dreams Come True"

HOME TO THE ILLINOIS HIGH SCHOOL CROSS-COUNTRY CHAMPIONSHIPS

LADY LEAFS 17TH WHILE STARKEY GRABS 43RD

On Saturday, November 3rd, the Leafs traveled to Peoria's Detweiller Park to participate in the IHSA State Meet Finals. Making the trip were the Lady Leafs Team of: Emily Ford, Halle Olson, Maggie Schlindwein, Taylor Claus, Lauren Coulter, Katie Puls, and Morgan Kelly. The boys were represented by senior Tri-Captain Jordan Starkey. The team and individual goals were lofty but since when is "Dreaming Big" a mistake? The Leafs toed the line illness- and injury-free and ready to roll.



THE CLASS AA GIRLS RACE SECONDS BEFORE THE GUN

Pictured are the Lady Leafs and the rest of the 2012 State Meet Field

Following the Class A Girls' and Boys' races, the Lady Leafs toed the line at 11:00 a.m. sharp ready to roll. The team's goal was to crack the Top 10 and earn a team banner in Geneseo High School's main gym. The girls exploded off the line at the crack of the starter's gun. They were running an extremely aggressive race, as was the entire field. Emily Ford led the Lady Leafs through the first mile in a blistering 5:43. Halle Olson, Maggie Schlindwein, Taylor Claus, and Lauren Coulter were each out in under 6:10 with Katie Puls and Morgan Kelly not far behind. Our Top 5 all rolled though the two-mile split well under 13:00 minutes with Katie and Morgan not too far off that. Coming into the final mile the girls dug deep and battled all the way to the finish line. When the dust had settled and the places counted, the team had placed 17th overall. Emily cracked the top 100 with a 70th place finish in a season best of 18:37. Her freshmen year in similar conditions her teammate Danielle Dewey placed 24th in the state meet in 18:38. How far the 2A race has progressed is simply jaw dropping. Halle Olson (19:04), Maggie Schlindwein (19:15), Taylor Claus (19:17), and Lauren Coulter (19:32) each ran lifetime bests to close the team scoring and bring finest performances when it mattered the most. Katie Puls and Morgan Kelly were just off their personal bests and put forth tremendous efforts. When I played with the results and plugged our times into the 2009 state meet results (where our girls placed 4th in similar weather conditions) the end result is this year's team would have beaten the '09 team soundly and actually would have placed 3rd as a team (only a couple points out of 2nd.) Simply amazing. Girls, hold your heads high with pride. You are in one of the most talented states in the country in regards to distance running. Thank you for a great year. You ran with a tremendous amount of passion and purpose. We are all extremely proud of you.



THE 2012 2A BOYS REACT TO THE CRACK OF THE STARTER'S GUN

Jordan Starkey reacts to the crack of the starter's gun in Saturday's State Meet Finals

It was now High Noon and that meant it was time for the Class 2A boys to do battle in the State Finals. Senior Jordan Starkey toed the line with high aspirations. His goal was to crack the Top 25 and earn All-State Honors. He got out very nicely and rolled through the opening mile in a jaw-dropping 4:49 (first time out under 5:00.) He may have been out a little quicker than recommended but that is what it took to be "sniffing" All-State Honors. The early pace stress was clearly visible as Jordan blew by the 2-mile split in 10:03. He was suffering and struggled as his All-State medal ran away from him. He fought bravely and rallied for a strong finish of 15:19 (a life-time best.) He ended up 43rd and was visibly upset following the race. That is the kind of athlete Jordan is. He is a WARRIOR and, hopefully, when he wakes up on Sunday, he will realize that he ran a phenomenal race. His time of 15:19 would have placed him in 4th place in similar weather and course conditions in 2009. This year he was 43rd. As with the girls race the growth in Class 2A performances is staggering. Jordan's time is the 11th fastest by a Geneseo athlete at Detweiller in School History. He enjoyed a tremendous season and was our number one runner every time he toed the line. Way to lead by example, Captain Starkey.

2012 STATE MEET

Date: 11/03/12					
Site: Detwiller Park in Peoria					
Conditions: 45° with light winds.....course fast					
Racing Distance: 3.00 miles					
	TIME	ATHLETE	PLACE	1-MILE	2-Mile
1	18:37	Emily Ford-12	70	5:43	12:07
2	19:04	Halle Olson-11	114	6:00	12:37
3	19:15	Maggie Schlindwein-12	122	6:01	12:42
4	19:17	Taylor Claus-09	126	6:07	12:46
5	19:32	Lauren Coulter-09	140	6:08	12:54
6	19:55	Katie Puls-10	163	6:12	13:10
7	20:22	Morgan Kelly-11	184	6:19	13:26
	16:56	Race Leader	1	5:31	11:19
		Geneseo Spread			
		1-5: :55			
		1-7: 1:45			
	TIME	ATHLETE	PLACE	1-MILE	2-MILE
1	15:19	Jordan Starkey-12	43	4:49	10:03
	14:16	Race Leader	1	4:45	9:39

Geneseo takes on the state's best



Photos courtesy of the Starkey Family

RACING AT STATE were top row, from left: Jordan Starkey, Emily Ford, Halle Olson and Maggie Schlindwein. Bottom row, from left: Taylor Claus, Lauren Coulter, Katie Puls and Morgan Kelly.

By AMY CARTON
Sports Editor

On Nov. 3, the Geneseo girls' cross country team and lone boys' team qualifier, Jordan Starkey battled with the top runners in the state at the IHSA cross country state finals at De-weiller Park in Peoria.

"In all honesty, everyone was disappointed they didn't place higher, but they all ran personal bests," said head coach Don Freder-

icks. "After the dust settles and we look things over, we had six out of our eight runners run lifetime bests and the two who didn't were real close. They ran their best, and we are real proud of them. It was a good closing to a great season."

Starkey was the highest finisher out of the Geneseo

runners as he placed 43rd with a time of 15 minutes and 19 seconds.

"Jordan got himself into a good position and went out faster than he normally does so he took a chance that way," said Fredericks. "He is now the 11th fastest boy in school history. He is a warrior and wanted to be All-State."

The Lady Leafs combined to take 17th overall.

"The girls held their own and did a good job," said Fredericks. "It was a lofty goal to be in the Top 10, but we didn't get it due to a lack of trying. The field was incredibly fast for both the boys and girls. The depth was jaw-dropping. By far this was the fastest field I have seen. It was cool to be a part of that."

Emily Ford led the way for Geneseo in 70th place

as she crossed the finish line in 18:37.

Halle Olson took 114th in 19:04, followed by Maggie Schlindwein in 122nd

place with a time of 19:15.

Taylor Claus placed 126th with a time of 19:17, while Lauren Coulter came in 140th in 19:32.

Katie Puls finished the race in 163rd at 19:55, followed by Morgan Kelly in

Please see ■ **STATE, B7**

State: GHS runners end 'great season' at state finals

■ From Page B5

184th at 20:22.

"I am very proud of Jordan and the girls and it was amazing to see how many people were there to support them," said Fredericks.

"It was a great season. We are just in a

hot bed for distance running and the sport has just exploded in Illinois. It is an honor to be a part of that and pushing everyone to a higher level.

"We will lose key pieces to the puzzle, but we do have a lot coming back and will look to the future. It was a very successful season."

Alleman boys cross country 4th in state

BY BILL LIESSE
Special to Sports

PEORIA — Two places you'd rather not be at the state cross country meet are fourth in the team standings or 26th among individuals.

The top three teams receive trophies and the top 25 runners are all-state.


Alleman coach Doug Burke didn't think of it that way, however, after the Pioneers' 177 points Saturday in the Class 1A state final left them 15 behind third-place Shelbyville and off the Detweiller Park awards stand.

"It's not exactly what we were hoping for," Burke said. "But we were 14th at state last year. Moving up from 14th to fourth in one season, you gotta like that."

In the Class 2A race, United Township came in 12th as a team. The Panthers claimed a pair of all-staters, and Coach Russ Boore, like Burke, was left talking mostly about how exceptional the competition was at the state meet.

"Class 2A is really competitive this year, and that's a good thing," Boore said. "Much faster times."

So Boore, whose team placed ninth a year ago, was pleased. All five of his scoring runners set season bests, and while the Panthers got spread out among the field more than is ideal in



this sport, Boore says progress is being made there.

"We've always had two lead runners," he said. "We're used to seeing space between our second and third runners. We'd like to close our gap — and we have. It was a 2-minute gap (best to seventh), and the gap is reduced to one minute. Next year, we'd like to get it down to 30 or 40 seconds."

While admitting "you don't want to get ahead of yourself," Boore couldn't help but think this state trip was setting up a better 2013.


"Our top six runners

return next year," he said. "We had a very respectable year and hope to have a really, really good year next season."

Panther juniors Austin Webster (14:55) and Tyler Rasso (15:03) made all-state by finishing 19th and 24th among all runners (16 and 20 in team standings). Geneseo senior Jordan Starkey was 43rd in 15:19.

Glenbard South junior John Wold won in 14:16 despite a season of foot injuries.

In 1A, Alleman's Ethan Adlfinger took fifth, diving across the



PhotoNews/Douglas Cottle

ABOVE: Geneseo's Jordan Starkey (Sr.) runs at this year's Illinois High School Association's Class 2A state cross country meet at Detweiller Park.

PhotoNews/Clark Brooks

LEFT: East Moline United's Bruce Taylor (Jr.) tries to hold off a runner approaching from behind as he closes in on the finish line in the Class 2A state meet at Detweiller Park.

line in his last high school race to clip Danville Schlarman's Jesse Hahne.

"Tremendous finish for him, diving finish at the end to get fifth," Burke said. "A true competitor."

"I hit the 2-mile (mark) in about eighth or ninth place," Adlfinger said. "Then it was a matter of trying to find a gear. I wanted to catch the fifth-place guy and I dove at the line. It felt good."

"We definitely wanted a trophy. To come within 15 points is hard. On the flip side, we do return five of the

top seven next year, and some good eighth graders are coming in. So I have a lot of confidence in these guys the next few years."

Grant Nykaza of Beecher ran 14:22 to set a record in the six-year-old Class 1A race, winning by 18 seconds over Mount Zion's Jake Brown, who stayed with Nykaza for 2 miles.

Monmouth-Roseville senior Devin Clark earned a medal with a 15:19 clocking, good for 17th place. Michael Cook of Annawan-Wethersfield, a sophomore, was 42nd in 15:43.

State cross country finals show 'jaw-dropping' depth

BY BILL LIESSE
Special to Sports

PEORIA — The most recurring theme on Saturday at the 67th Illinois state cross country meet was how impressive the state's running is in 2012.

Coach after coach was pleased with team efforts while being somewhere between impressed and dumbfounded at the speed on display at Detweiller Park.

From a record time in Class 1A boys by a four-time all-stater to Madeline Perez's complete shatter-

ing of the any-class mark in the 3A girls final, there were highlights at the front of races. There was also undeniable team power all throughout the day.

"Three years ago," Geneseo coach Don Fredericks said after his girls placed 17th, "our girls were fourth at state. Now, it's hard to compare apples to oranges, but this year's team might have beat that team. That's how far our state has come.

"This year, the depth in the state is jaw-dropping."

Moline felt the same way after the Maroons' 560

points placed them 23rd among 25 teams.

"This is the fastest girls state meet ever," Moline coach Tauwon Taylor said. "A winning time of 16 flat. (Perez actually clocked 16:02, 20 seconds faster than the old state-meet record and a course mark by 19.)

"You want to finish off that last race with your best times and we did that. We had several personal bests. I'm very happy with how we performed."

Maroons senior Haley Verbeke fielded a long stream of congratulators

(and a couple of recruiters) after her personal best of 17:28, good for 39th overall.

"I really wanted to PR my senior year at state," she said. "As I got older, I kind of learned how to race here. People are so fast. You have to not pay attention to them. I never really got the times I wanted in past years at state."

She was aiming for 17:30 and hit her goal. Verbeke, considering Iowa State, Illinois State and Southern Illinois-Edwardsville most seriously for her college running, said of her team-

mates: "We averaged 10 seconds each, I bet, off our personal bests."

Brisa Almanza (76th, 18:10), Lindsey Gidel (135th, 18:52), Jennifer Dawkins (155th, 19:12) and Amber Maland (167th, 19:47) were the other Maroons to score. Gidel and Dawkins are seniors, as are Verbeke and first alternate Megan Schaefer.

"It's going to be a tearful banquet," Taylor said. "I think of them as some of my own."

Fredericks will be sad to see Emily Ford go. A member of that 4th-place squad as a freshman, Ford trimmed nearly half a minute off her season best on Saturday, to 18:37. That was 57th among team-affiliated runners, 70th overall.

"There's a reason they call it the state championship," Fredericks said. "It's the best of the best. We're in one of the toughest states there is for distance running."

Monmouth-Roseville scored 330 points in the Class 1A girls race to place 13th. Not bad for a team with four freshmen and two sophomores among its top seven.

Cross country

Prep boys

IHSA state meet

Class 1A

Team standings: 1, St. Thomas More 82; 2, Elmwood 157; 3, Shelbyville 162; 4, Al-leman 177.

Alleman: 3, Ethan Adlfinger, 15:03; 18, Zach Hird, 15:41; 29, Wesley Graham, 15:55; 57, Liam Otto, 16:22; 70, Aaron Golding, 16:28.

Monmouth-Roseville: 17, Devin Clark, 15:19.

Annawan-Wethersfield: 42, Michael Cook, 15:43.

Class 2A

Team standings: 1, 85 Chicago Jones 85; 2, Belvidere North 126; 3, Yorkville 129; 21, United Township 341.

United Township: 16, Austin Webster, 14:55; 20, Tyler Rasso, 15:03; 91, Pauly Boore, 15:56; 93, Bruce Taylor, 15:58; 121, Isaac Boore, 16:18.

Geneseo: 33, Jordan Starkey, 15:19.

Prep girls

IHSA state meet

Class 1A

Team standings: 1, Decatur St. Teresa 41; 2, Monticello 114; 3, Rochester 125; 13, Monmouth-Roseville 330.

Monmouth-Roseville: 32, Brittany Daniel, 18:57; 40, Destiny Smith, 19:05; 70, Mad-die Dulin, 19:41; 71, Dyesha Taylor, 19:43; 117, Griselda Gandarilla, 20:36.

Prophetstown: 65, Corrie Reiley, 19:05.

Class 2A

Team standings: 1, Yorkville 66; 2, Normal U-High 112; 3, Montini 172; 17, Geneseo 450.

Geneseo: 57, Emily Ford, 18:37; 88, Halle Olson, 19:04; 95, Maggie Schindwein, 19:15; 98, Taylor Claus, 19:17; 112, Lauren Coulter, 19:32.

Class 3A

Team standings: 1, Naperville North 113; 2, Roselle 133, 3, Glenbard West 138; 23, Moline 560.

Moline: 27, Haley Verbeke, 17:28; 76, Brisa Almanza, 18:10; 135, Lindsey Gidel, 18:52; 155, Jennifer Dawkins, 19:12; 167, Amber Maland, 19:47.

STATE FINALS RESULTS

The following pages are the results of the State Finals.

The order of the results is:

Class AA (Girls followed by Boys)

Class A (Girls followed by Boys)

Class AAA (Girls followed by Boys)

2012 IHSA Girls 2A State Cross Country Meet: Yorkville repeats team title; Clinton wins individual title with late race surge.

November 7, 2012



2012 2A Girls State Champions Yorkville. Photo by Doris Baker, Yorkville Running.

By Michael Newman

Peoria, Ill — 2008 was the first year that Yorkville Coach **Chris Muth** brought a team down to Detweiller Park to run in the state meet. In that first meet, the Foxes finished 12th in that meet. **Krysten Sebby** was the first all-state runner for Muth in that meet with a 20th place finish.

The next two years, Yorkville finished 2nd twice. Last year, the Yorkville girls cross country team climbed to the top of the mountain by winning their first state championship. Muth did not set any expectations on the 2012 team after losing 4 core members from that state championship team.

Enter the freshmen.

Muth had an idea what kind of talent he had after the Detweiller at Dark race at the end of July. In that race, **Skyler Bollinger** led the Yorkville team by running 17:31. Heading to the line on Saturday morning he would have four freshmen that would toe the line. During the season in regular cross country meets, Yorkville went undefeated. The closest battle they would have was early in the year at the First to the Finish Invitational when they only defeated Normal University by 6 points. Both teams had improved so it looked like a close team battle.



The lead pack in the Girls 2A State Meet Race just past the mile. Photo by Doris Baker, Yorkville running

During the first mile of the race, it looked like the individual race would be very close as well. There was no division of the pack like there was in the 1A races. 12 runners were in a tightly constructed pack with the leaders going by the half in 2:36.

Bollinger led the pack through the mile in 5:33 with fellow freshmen **Maryjeanne Gilbert** (Notre Dame HS, Peoria) & **Diane Lipa** (Glenbard South HS, Glen Ellyn) and **Emily Brelsfoard** (West Community HS, Normal) leading the front line. Right behind them was **Victoria Clinton** (Kaneland HS, Maple Park), defending champ **Sami Staples** (Central HS, Crystal Lake), **Stephanie Saey** (Galesburg HS, Galesburg), **Katie Adams** (Marengo HS, Marengo), **Sydney Billingsley** (University HS, Normal), **Hanna Winter** (St. Viator HS,

Arlington Heights), and **Summer Peirson** (Yorkville HS, Yorkville). This race was wide open. Any runner was capable of winning at this point.

Yorkville's freshmen were not running like freshmen so to speak. The Foxes had a slight lead over Marengo at that mile in the team race with Normal University closing in at third place.

The triangle is the portion of the course where runners are away from the majority of the fans on the course. It is also the time when the race is defined by the moves that the runners make. Gilbert and Brelsfoard made some slight surges on the three sharp turns in the triangle with only Bollinger, Clinton, Staples, and Saey able to stay in contact. The third move that Gilbert made around the half way point dropped pre-race favorite Katie Adams off the pace by about 10 meters.

All six runners came up the incline side by side as they approached the two mile point. It was an amazing sight to see. All the runners came across at 11:21 (the officials had Gilbert at 11:22). The team race was not as close. Yorkville at that point had 5 runners in the first 23 team places to have a stranglehold on the lead with U-High, Marengo, Montini, and Kaneland in a close battle for the final 2 trophies.

The first real move of the race came just before the finish line. Victoria Clinton made a surge heading past LaCroix rock that only Sami Staples could stay with. The two had race against each other the last two weeks in state series action so no move would surprise either runner. It was just a battle of wills at this point in who would drop from the pace. Stephanie Saey was efforting to stay with the two but heading down the incline along Route 29 it was going to be either Staples or Clinton winning this race.


Staples made another move with 800 meters to go. It was the exact same spot that she surged at in 2011 when she broke away from **Kelsey Schrader** (DeKalb HS, DeKalb) to win that race. As soon as Staples made that move, Victoria Clinton replied with a move of her own as they headed towards the three pole turn. Quickly she opened up a 10 meter lead on Staples and that lead continued to grow.

Clinton powered up the incline continuing to lengthen her lead. The moves that Sami Staples made hit her half way up that incline. First Stephanie Saey caught her. Then Maryjeanne Gilbert passed Staples. This race belonged to the Kaneland sophomore. Her 16:55 was twelve seconds faster than Saey.

"I was trying to stay positive all the time knowing God was giving me strength. I just relied on Him to stay positive," Clinton said back in her team area. "I just wanted to feel everyone else out in the first mile. In the second mile, I just wanted to keep a good pace. With a half mile to go, I just gave it everything I had."

Yorkville's freshmen did not run like freshmen in this state meet. A year of experience erased that freshman label from the four "novices" that ran in that race. Three of the first four runners in the Yorkville top 5 were freshmen led by **Skyler Bollinger's** 5th place finish. **Summer Peirson** (FR- 8th), **Casey Kramer** (SR - 11th), **Erin Reynolds** (FR - 24th), and **Kelsey Leedy** (JR - 28th)

Kaneland's Victoria Clinton heads to the finish line as the 2A state Champ on Saturday in Detweiller Park.



were the other 4 runners that in the top 5 of the Yorkville team that captured their 2nd state championship in a row.

"We made it a point to do their race. It is a big race. State meet is the biggest race of the year and a lot of kids get very excited before it," Yorkville Coach Chris Muth said. "We did not want to change anything. It worked out. Our #5 runner Kelsey Leedy ran a great race. She came out of nowhere to almost make all-state. There were some individual performances that really stood out. It was a great team win."


Yorkville's team time (88:13) was the fastest time ever for a 2A team. It was the 6th fastest team time for all girls' teams at this state meet and 13th fastest all time.

"I'm relieved that the race is over," Muth continued with a smile on his face. "I am so happy for them. The state championship is great but their best race was the most important to me and important to them. At the beginning of the year, I was afraid of that freshman anxiety of that this is too big for me. They proved me wrong in every single big race."

Normal University finished 2nd behind three all state performances (**Sydney Billingsley** 6th, **Shannan Supan** 14th, and **Alexandra Walch** 21st). The next four places were separated by only eight points. Lombard Montini and Glenbard South both scored 172 points. With the IHSA new tiebreaker rules for the state meet, Montini was awarded 3rd place based on a faster sixth runner than Glenbard South. Marengo placed 5th only two points behind. Kaneland scored 180 points to place 6th.

Girls Cross Country Class 2A State Final Results — 2012-13

* Last updated at 12:01 pm on Saturday, November 3, 2012

 [Print this page](#)

Team Results

Place	Score	SCHOOL	(Total, Average, Pack Times)
1.	66	Yorkville	(1:28:12, 17:38.24, 0:52)
	5	7 10 20 24 (47) (86)	
		Bollinger, Peirson, Kramer, Reynolds, Leedy, Beach, Foster	
2.	112	Normal (University)	(1:29:25, 17:52.93, 1:10)
	6	12 18 26 50 (64) (73)	
		Billingsley, Supan, Walch, LaFayette, Cross, Landess, Hulett	
3.	172	Lombard (Montini)	(1:31:02, 18:12.37, 0:55)
	17	25 30 38 62 (72) (87)	
		Connelly, Fisher, Kitz, Makowski, Gentile, Salzbrunn, Hallerud	
4.	172	Glen Ellyn (Glenbard South)	(1:30:45, 18:08.99, 1:14)
	9	19 23 52 69 (85) (103)	
		Lipa, Schlenker, Sippel, Byrne, Arlasky, Reese, Niedert	
5.	174	Marengo	(1:30:46, 18:09.04, 1:11)
	8	14 41 48 63 (84) (150)	
		Adams, Allen, Sprague, St. Clair, Olson, Punotai, Cowan	
6.	180	Maple Park (Kaneland)	(1:30:35, 18:06.81, 1:47)
	1	28 34 56 61 (75) (93)	
		Clinton, Bower, Strang, Losdewig, Lesak, Brundige, Dodis	
7.	203	Crystal Lake (Central)	(1:31:06, 18:13.09, 1:36)
	4	31 43 59 66 (116) (122)	
		Staples, Dagley, Fleming, Kautz, Roberston, McGuire, Harper	
8.	255	Chatham (Glenwood)	(1:32:23, 18:28.52, 0:55)
	21	33 60 70 71 (81) (99)	
		Rogers, Garner, Crowley, Aydt, Wurl, Rideout, Lowe	
9.	291	Springfield (H.S.)	(1:33:04, 18:36.73, 0:53)
	27	40 68 74 82 (109) (126)	
		Motor, Goff, Gullo, Kropid, Hamill, Smith, Wells	
10.	297	Lansing (Illiana Christian)	(1:33:00, 18:35.85, 1:45)
	13	53 58 67 106 (120) (157)	
		Beezhold, Brink, Brink, Pawlowski, Clausing, Groen, Smits	
11.	298	Arlington Heights (St. Viator)	(1:32:47, 18:33.21, 1:48)
	11	16 77 92 102 (143) (155)	
		Winter, Carroll, Cooney, LoVerde, Malek, Ronson, Kompanowski	
12.	306	Vernon Hills	(1:33:26, 18:41.14, 1:03)
	32	45 54 78 97 (100) (124)	

Whitney, Overbeck, Hershman, Reich, Marks, Skeoch, Rooney

13. 317 Peoria (Notre Dame) (1:33:04, 18:36.63, 2:40)
3 35 39 117 123 (160) (166)
Gilbert, Daly, Slomba, Ricca, Kerns, Baumgartel, Schwegel
14. 336 Wheaton (St. Francis) (1:33:41, 18:44.09, 1:50)
15 42 76 90 113 (130) (133)
Roback, DiValerio, McShea, Vilimek, Martin, Schmitt, McKenna
15. 359 Grayslake (Central) (1:34:20, 18:51.94, 1:17)
44 46 55 96 118 (127) (132)
Brew, Rehberg, Gomez, Larson, Gomez, Moran, Wehde
16. 440 Springfield (Sacred Heart-Grif (1:35:54, 19:10.67, 1:59)
29 37 115 119 140 (142) (158)
McClain, McClain, McClain, Pohlman, Moredock, Koehler, Nelson
17. 450 Geneseo (1:35:43, 19:08.56, 0:56)
57 88 95 98 112 (131) (151)
Ford, Olson, Schlindwein, Claus, Coulter, Puls, Kelly
18. 457 Morton (1:36:00, 19:11.98, 2:07)
22 79 108 111 137 (146) (148)
Carius, Selburg, Behle, Goodyear, Gordon, Williams, Saunders
19. 477 Galesburg (H.S.) (1:35:55, 19:10.88, 3:02)
2 104 107 125 139 (145) (156)
Saey, Saey, Beetler, Shroyer, Johnson, Ladner, Kremer
20. 492 Mattoon (1:36:31, 19:18.12, 1:09)
65 80 105 114 128 (134) (147)
Shaffer, Drake, Shaffer, Maninfior, Kremer, Drake, Holmes
21. 516 Chicago (Jones) (1:37:11, 19:26.18, 1:43)
51 91 94 136 144 (159) (162)
Heller, Geary, Mora, Gonzalez, Torrise, Muller, Gibbs-Foster
22. 580 Mahomet (M.-Seymour) (1:38:30, 19:41.92, 2:15)
36 89 149 152 154 (168) (173)
Whitehouse, Nielsen, Pommier, Kreps, Mehta, Fried, Moxley
23. 616 Chicago (Mather) (1:38:57, 19:47.21, 0:50)
101 110 129 135 141 (153) (165)
Colon, Navarrete, Du, Khong, Betinski, Gonzalez, Gutierrez
24. 689 Chicago (University) (1:42:02, 20:24.27, 3:02)
49 138 161 169 172 (174) (175)
Curci, Kenig-Zeisler, Cain, Bourdaghs, Tomio, Libes, Ingrassia
25. 698 Bensenville (Fenton) (1:41:26, 20:17.12, 1:57)
83 121 163 164 167 (170) (171)
Valois, Garcia, Morales, Whyte, Strandberg, Kubica, Mora

Individual Results

Place	TmPl	NAME	SCHOOL	CLASS	TIME	Pace
=====	=====	=====	=====	=====	=====	=====
1.	1	Victoria Clinton	Maple Park (Kaneland)	So	16:56	5:39

2.	2	Stephanie Saey	Galesburg (H.S.)	Sr	17:07	5:43
3.	3	Maryjeanne Gilbert	Peoria (Notre Dame)	Fr	17:07	5:43
4.	4	Sami Staples	Crystal Lake (Central)	So	17:09	5:43
5.	5	Skyler Bollinger	Yorkville	Fr	17:11	5:44
6.	6	Sydney Billingsley	Normal (University)	Jr	17:21	5:47
7.		Emily Brelsfoard	Normal (Community West)	Sr	17:25	5:48
8.	7	Sumner Peirson	Yorkville	Fr	17:31	5:51
9.	8	Katie Adams	Marengo	Sr	17:32	5:51
10.	9	Diane Lipa	Glen Ellyn (Glenbard South)	Fr	17:33	5:51
11.	10	Casey Kramer	Yorkville	Sr	17:34	5:52
12.	11	Hanna Winter	Arlington Heights (St. Viator)	Sr	17:35	5:52
13.		Natalie Waters	New Lenox (Lincoln-Way West)	So	17:36	5:52
14.	12	Shannan Supan	Normal (University)	Fr	17:40	5:54
15.	13	Alexa Beezhold	Lansing (Illiana Christian)	Jr	17:41	5:54
16.	14	Kitty Allen	Marengo	So	17:42	5:54
17.		Maura Beattie	Woodstock (H.S.)	Jr	17:44	5:55
18.	15	Kate Roback	Wheaton (St. Francis)	Sr	17:45	5:55
19.	16	Meghan Carroll	Arlington Heights (St. Viator)	Jr	17:46	5:56
20.	17	Theresa Connelly	Lombard (Montini)	Sr	17:47	5:56
21.	18	Alexandra Walch	Normal (University)	Sr	17:48	5:56
22.		Mercedes Elliott	Danville (H.S.)	Fr	17:50	5:57
23.	19	Jayne Schlenker	Glen Ellyn (Glenbard South)	So	17:53	5:58
24.	20	Erin Reynolds	Yorkville	Fr	17:54	5:58
25.	21	Lindsay Rogers	Chatham (Glenwood)	Sr	17:54	5:58
26.	22	Bridget Carius	Morton	Sr	18:00	6:00
27.	23	Rebecca Sippel	Glen Ellyn (Glenbard South)	So	18:02	6:01
28.	24	Kelsey Leedy	Yorkville	Jr	18:03	6:01
29.	25	Brittany Fisher	Lombard (Montini)	Jr	18:05	6:02
30.	26	Ashley LaFayette	Normal (University)	So	18:08	6:03
31.	27	Natalie Motor	Springfield (H.S.)	Fr	18:08	6:03
32.	28	Brianna Bower	Maple Park (Kaneland)	Fr	18:09	6:03
33.	29	Mereditth McClain	Springfield (Sacred Heart-Grif	Sr	18:12	6:04
34.	30	Catherine Kitz	Lombard (Montini)	Sr	18:12	6:04
35.	31	Maddie Dagley	Crystal Lake (Central)	Jr	18:12	6:04
36.	32	Kristen Whitney	Vernon Hills	Sr	18:13	6:05
37.	33	Cassady Garner	Chatham (Glenwood)	Fr	18:14	6:05
38.	34	Sydney Strang	Maple Park (Kaneland)	Jr	18:14	6:05
39.	35	Taylor Daly	Peoria (Notre Dame)	Jr	18:14	6:05
40.		Ellie Willging	Freeport (H.S.)	Jr	18:15	6:05
41.	36	Lauren Whitehouse	Mahomet (M.-Seymour)	Fr	18:15	6:05
42.	37	Meghan McClain	Springfield (Sacred Heart-Grif	So	18:17	6:06
43.	38	Emma Makowski	Lombard (Montini)	Fr	18:18	6:06
44.	39	Kristin Slomba	Peoria (Notre Dame)	So	18:19	6:07
45.	40	Aly Goff	Springfield (H.S.)	Fr	18:19	6:07
46.	41	Allie Sprague	Marengo	Jr	18:21	6:07
47.	42	Jenna DiValerio	Wheaton (St. Francis)	Sr	18:23	6:08
48.	43	Mary Fleming	Crystal Lake (Central)	So	18:23	6:08
49.		Jenna Koerner	Aurora (Central Catholic)	Sr	18:23	6:08
50.	44	Jamie Brew	Grayslake (Central)	Jr	18:23	6:08
Place	TmPl	NAME	SCHOOL	CLASS	TIME	Pace
=====	=====	=====	=====	=====	=====	=====
51.		Karina Liz	Aurora (Central Catholic)	Fr	18:24	6:08
52.		Danielle Griesbaum	Lake Villa (Lakes)	So	18:25	6:09
53.		Haley Willis	Washington	Jr	18:25	6:09
54.		Claire Gagen	Lemont (H.S.)	Fr	18:26	6:09
55.		Carley Lutzow	Belvidere (North)	So	18:27	6:09
56.	45	Vivian Overbeck	Vernon Hills	Fr	18:27	6:09
57.	46	Elsie Rehberg	Grayslake (Central)	Sr	18:28	6:10
58.		Brittany Schwarz	Dixon (H.S.)	Sr	18:28	6:10
59.	47	Sydney Beach	Yorkville	Fr	18:29	6:10

60.	48	Katie St. Clair	Marengo	Jr	18:29	6:10
61.		Megan Krolak	LaSalle (L.-Peru)	So	18:30	6:10
62.	49	Sarah Curci	Chicago (University)	Sr	18:30	6:10
63.	50	Morgan Cross	Normal (University)	Sr	18:31	6:10
64.	51	Julia Heller	Chicago (Jones)	Sr	18:31	6:11
65.	52	Monica Byrne	Glen Ellyn (Glenbard South)	Sr	18:34	6:12
66.	53	Lauren Brink	Lansing (Illiana Christian)	Sr	18:34	6:12
67.	54	Samantha Hershman	Vernon Hills	So	18:36	6:12
68.	55	Korina Gomez	Grayslake (Central)	Jr	18:36	6:12
69.	56	Aislinn Losdweg	Maple Park (Kaneland)	So	18:36	6:12
70.	57	Emily Ford	Geneseo	Sr	18:37	6:13
71.		Victoria Salazar	Lemont (H.S.)	So	18:37	6:13
72.	58	Kristen Brink	Lansing (Illiana Christian)	Sr	18:37	6:13
73.		Emma Chelsvig	Jacksonville (H.S.)	So	18:37	6:13
74.		Katie Pitman	Dixon (H.S.)	Jr	18:38	6:13
75.		Kara Kalisz	Aurora (Rosary)	Sr	18:38	6:13
76.	59	Rachel Kautz	Crystal Lake (Central)	So	18:40	6:14
77.		Kortney Schardt	Lake Villa (Lakes)	Fr	18:41	6:14
78.		Gianna Levato	LaGrange Park (Nazareth Academ	Fr	18:41	6:14
79.		Maggie Curlin	Decatur (MacArthur)	Sr	18:41	6:14
80.	60	Rachael Crowley	Chatham (Glenwood)	Sr	18:42	6:14
81.	61	Amanda Lesak	Maple Park (Kaneland)	Sr	18:42	6:14
82.	62	Gianna Gentile	Lombard (Montini)	Sr	18:42	6:14
83.	63	Lexi Olson	Marengo	So	18:43	6:15
84.		Kyra Biarkis	Troy (Triad)	Jr	18:44	6:15
85.	64	Madigan Landess	Normal (University)	Fr	18:44	6:15
86.	65	Megan Shaffer	Mattoon	So	18:44	6:15
87.	66	Avery Roberston	Crystal Lake (Central)	Jr	18:45	6:15
88.	67	Emma Pawlowski	Lansing (Illiana Christian)	Jr	18:45	6:15
89.	68	Sophia Gullo	Springfield (H.S.)	Fr	18:45	6:15
90.	69	Caroline Arlasky	Glen Ellyn (Glenbard South)	So	18:46	6:16
91.	70	Kirsten Aydt	Chatham (Glenwood)	Jr	18:47	6:16
92.	71	Kerraline Wurl	Chatham (Glenwood)	Fr	18:48	6:16
93.		Hannah Wright	Champaign (Central)	Jr	18:49	6:17
94.	72	Gianna Salzbrunn	Lombard (Montini)	Fr	18:50	6:17
95.	73	Christy Hulett	Normal (University)	So	18:52	6:18
96.		Clare Bollnow	Riverside (R.-Brookfield)	Jr	18:52	6:18
97.	74	Christina Kropid	Springfield (H.S.)	Sr	18:53	6:18
98.	75	Maggie Brundige	Maple Park (Kaneland)	Sr	18:54	6:18
99.	76	Meghan McShea	Wheaton (St. Francis)	Jr	18:54	6:18
100.	77	Shannon Cooney	Arlington Heights (St. Viator)	Sr	18:54	6:18
Place	TmPl	NAME	SCHOOL	CLASS	TIME	Pace
101.	78	Lexi Reich	Vernon Hills	Fr	18:55	6:19
102.	79	Bayley Selburg	Morton	Fr	18:56	6:19
103.		Emily Holtzclaw	Highland	Jr	18:56	6:19
104.	80	Victoria Drake	Mattoon	Jr	18:56	6:19
105.		Daniela Vidal	Peoria (Richwoods)	Sr	18:59	6:20
106.	81	Erica Rideout	Chatham (Glenwood)	So	19:01	6:21
107.		Allison Zobrist	Highland	Fr	19:01	6:21
108.	82	Ellie Hamill	Springfield (H.S.)	Jr	19:01	6:21
109.	83	Mirelle Valois	Bensenville (Fenton)	So	19:01	6:21
110.	84	Kaylin Punotai	Marengo	So	19:01	6:21
111.	85	Bailey Reese	Glen Ellyn (Glenbard South)	Jr	19:02	6:21
112.	86	Lindsay Foster	Yorkville	Sr	19:03	6:21
113.	87	Maggie Hallerud	Lombard (Montini)	Jr	19:03	6:21
114.	88	Halle Olson	Geneseo	Jr	19:04	6:22
115.	89	Abigail Nielsen	Mahomet (M.-Seymour)	Jr	19:04	6:22
116.		Morgan Eberle	Peoria (Richwoods)	Sr	19:07	6:23
117.	90	Kate Vilimek	Wheaton (St. Francis)	Fr	19:07	6:23

118.	91	Jennifer Geary	Chicago (Jones)	So	19:09	6:23
119.	92	Dominique LoVerde	Arlington Heights (St. Viator)	Jr	19:12	6:24
120.	93	Abby Dodis	Maple Park (Kaneland)	Sr	19:15	6:25
121.	94	Daisy Mora	Chicago (Jones)	So	19:15	6:25
122.	95	Maggie Schlindwein	Geneseo	Sr	19:15	6:25
123.	96	Jordan Larson	Grayslake (Central)	Sr	19:15	6:25
124.	97	Ali Marks	Vernon Hills	Sr	19:16	6:26
125.		Ashlee Knott	Washington	Jr	19:16	6:26
126.	98	Taylor Claus	Geneseo	Fr	19:17	6:26
127.	99	Breianna Lowe	Chatham (Glenwood)	Jr	19:20	6:27
128.	100	Shannon Skeoch	Vernon Hills	Fr	19:20	6:27
129.	101	Rebecca Colon	Chicago (Mather)	Sr	19:21	6:27
130.	102	Katie Malek	Arlington Heights (St. Viator)	Jr	19:22	6:28
131.	103	Elizabeth Niedert	Glen Ellyn (Glenbard South)	Jr	19:22	6:28
132.	104	Sara Saey	Galesburg (H.S.)	Fr	19:23	6:28
133.	105	Cassy Shaffer	Mattoon	Sr	19:25	6:29
134.	106	Alex Clausing	Lansing (Illiana Christian)	Jr	19:25	6:29
135.	107	Anastasia Beetler	Galesburg (H.S.)	Fr	19:27	6:29
136.	108	Hannah Behle	Morton	Sr	19:29	6:30
137.	109	Lauren Smith	Springfield (H.S.)	Sr	19:30	6:30
138.	110	Erika Navarrete	Chicago (Mather)	Sr	19:30	6:30
139.	111	Brooke Goodyear	Morton	Jr	19:31	6:31
140.	112	Lauren Coulter	Geneseo	Fr	19:32	6:31
141.	113	Kate Martin	Wheaton (St. Francis)	So	19:34	6:32
142.		Elizabeth Molina	Chicago (Lake View)	Sr	19:35	6:32
143.	114	Whitney Maninfior	Mattoon	Jr	19:35	6:32
144.	115	Bridget McClain	Springfield (Sacred Heart-Grif	So	19:37	6:33
145.		Nataly Medina	Chicago (Lake View)	Jr	19:38	6:33
146.	116	Katie McGuire	Crystal Lake (Central)	Sr	19:38	6:33
147.	117	Abby Ricca	Peoria (Notre Dame)	So	19:39	6:33
148.	118	Miranda Gomez	Grayslake (Central)	Sr	19:40	6:33
149.	119	Taylor Pohlman	Springfield (Sacred Heart-Grif	So	19:40	6:34
150.	120	Brittany Groen	Lansing (Illiana Christian)	Fr	19:43	6:35
Place	TmPl	NAME	SCHOOL	CLASS	TIME	Pace
=====	=====	=====	=====	=====	=====	=====
151.	121	Gissel Garcia	Bensenville (Fenton)	Sr	19:44	6:35
152.	122	Bronwyn Harper	Crystal Lake (Central)	Sr	19:46	6:36
153.	123	Rebecca Kerns	Peoria (Notre Dame)	So	19:47	6:36
154.		Emily Doyle	River Forest (Trinity)	Fr	19:47	6:36
155.		Bridget Ziegler	Elmwood Park	Sr	19:47	6:36
156.	124	Tara Rooney	Vernon Hills	Sr	19:48	6:36
157.	125	Jordan Shroyer	Galesburg (H.S.)	Fr	19:51	6:37
158.	126	Meredith Wells	Springfield (H.S.)	Jr	19:51	6:37
159.	127	Emily Moran	Grayslake (Central)	Sr	19:52	6:38
160.	128	Lexi Kremer	Mattoon	So	19:53	6:38
161.	129	Maria Du	Chicago (Mather)	So	19:54	6:38
162.	130	Amanda Schmitt	Wheaton (St. Francis)	Sr	19:54	6:38
163.	131	Katie Puls	Geneseo	So	19:55	6:39
164.	132	Maggie Wehde	Grayslake (Central)	Jr	19:55	6:39
165.		Erin Nelson	River Forest (Trinity)	Fr	19:58	6:40
166.	133	Tessa McKenna	Wheaton (St. Francis)	Jr	20:01	6:41
167.	134	Michaela Drake	Mattoon	Jr	20:04	6:42
168.	135	Sandy Khong	Chicago (Mather)	So	20:04	6:42
169.	136	Gabriela Gonzalez	Chicago (Jones)	Sr	20:06	6:42
170.	137	Erika Gordon	Morton	So	20:07	6:43
171.	138	Lucy Kenig-Zeisler	Chicago (University)	Fr	20:07	6:43
172.	139	Lila Johnson	Galesburg (H.S.)	Sr	20:09	6:43
173.	140	Mckenzie Moredock	Springfield (Sacred Heart-Grif	Sr	20:10	6:44
174.	141	Marija Betinski	Chicago (Mather)	Sr	20:10	6:44
175.	142	Miranda Koehler	Springfield (Sacred Heart-Grif	So	20:10	6:44

176.	143	Tina Ronson	Arlington Heights (St. Viator)	Sr	20:12	6:44
177.	144	Danielle Torrise	Chicago (Jones)	Jr	20:13	6:45
178.	145	Becca Ladner	Galesburg (H.S.)	Sr	20:16	6:46
179.	146	Chloe Williams	Morton	Fr	20:17	6:46
180.	147	Melinda Holmes	Mattoon	Sr	20:19	6:47
181.	148	Katie Saunders	Morton	Jr	20:20	6:47
182.	149	Isabelle Pommier	Mahomet (M.-Seymour)	Jr	20:20	6:47
183.	150	Claire Cowan	Marengo	So	20:22	6:48
184.	151	Morgan Kelly	Geneseo	Jr	20:22	6:48
185.	152	Devon Kreps	Mahomet (M.-Seymour)	So	20:22	6:48
186.	153	Jennifer Gonzalez	Chicago (Mather)	Jr	20:28	6:50
187.	154	Twinkle Mehta	Mahomet (M.-Seymour)	So	20:30	6:50
188.		Molly Lawrence	Chicago (Payton)	Jr	20:30	6:50
189.	155	Kelly Kompanowski	Arlington Heights (St. Viator)	So	20:32	6:51
190.	156	Alissa Kremer	Galesburg (H.S.)	Fr	20:36	6:52
191.	157	Monica Smits	Lansing (Illiana Christian)	Jr	20:36	6:52
192.	158	Zoe Nelson	Springfield (Sacred Heart-Grif	Fr	20:38	6:53
193.	159	Julia Muller	Chicago (Jones)	Jr	20:39	6:53
194.	160	Andrea Baumgartel	Peoria (Notre Dame)	So	20:46	6:56
195.	161	Grace Cain	Chicago (University)	Fr	20:47	6:56
196.	162	Bettine Gibbs-Foster	Chicago (Jones)	Sr	20:49	6:57
197.	163	Diana Morales	Bensenville (Fenton)	Jr	20:51	6:57
198.	164	Alissa Whyte	Bensenville (Fenton)	Jr	20:53	6:58
199.	165	Araceli Gutierrez	Chicago (Mather)	Sr	20:57	6:59
200.	166	Ellie Schwegel	Peoria (Notre Dame)	So	20:58	7:00
Place	TmPl	NAME	SCHOOL	CLASS	TIME	Pace
=====	=====	=====	=====	=====	=====	=====
201.	167	Samantha Strandberg	Bensenville (Fenton)	So	20:58	7:00
202.	168	Ella Fried	Mahomet (M.-Seymour)	So	21:05	7:02
203.	169	Sonia Bourdaghs	Chicago (University)	Jr	21:08	7:03
204.	170	Lisa Kubica	Bensenville (Fenton)	So	21:29	7:10
205.	171	Kandy Mora	Bensenville (Fenton)	Jr	21:30	7:10
206.	172	Hannah Tomio	Chicago (University)	Sr	21:32	7:11
207.	173	Blayne Moxley	Mahomet (M.-Seymour)	So	21:54	7:18
208.	174	Liza Libes	Chicago (University)	So	22:06	7:22
209.	175	Jacqueline Ingrassia	Chicago (University)	So	22:29	7:30

2012 IHSA Boys 2A State Cross Country Meet: Jones College Prep fulfills destiny in winning team title; Wold's individual win not a big surprise.

November 7, 2012



Jones College Prep's team championship in the Boys 2A meet was the first state championship for a Chicago Public League school since Lane Tech won in 1963.

By Michael Newman

Peoria, Ill — It was a date with destiny. Belvidere North was going for their fourth straight team championship. Coach **Andrew Adelmann** had been only at Jones College Prep for only four years building a program that he had hoped one day that would challenge for a state championship.

Now here he was at the starting line twenty minutes before the start of the Boys 2A race watching his runners warm up with his nervousness hidden by the sunglasses that he typically wore. The Jones College Prep Boys team had been rated #1 for most of the season after defeating Belvidere North in the early season Sycamore Invitational. The Eagles were also going after the first cross country team title for a school from the Chicago Public League since Lane Tech won in 1963.

Belvidere North was also on the line and they were kind of beat up. Coach **Troy Yunk** disclosed the day before the race that his son, usual #2 runner **Tyler Yunk**, had developed a hip flexor injury right before their conference meet. He was rested and not run at their regional. The only time that he had run was at the sectional meet where he paced his younger brother Eryk. It was basically training on an elliptical machine and pool running. "We are just hoping to place in the top 3 tomorrow," Coach Yunk said.



The start of the 2A race just before the first turn at Detweiller Park.
Photo by Michael Newman

York Coach **Joe Newton** has said on various occasions that he loves the atmosphere that the Detweiller course has on state meet has. But he just can't stand that first turn. There are disasters that have happened to rip the dreams away from the individuals that who get trapped on the inside and end up hugging the ground hoping they will not get injured or slowed to walk on that ninety degree turn. In 1978, Newton had his team take a second delay at the starting line so that his team positioned on the inside could navigate its way around the turn.

The front runners of the pack made around the first turn led by **Garrett Lee** (North HS, Belvidere) and **John Wold** (Glenbard South HS, Glen Ellyn). The turn, however, claimed some

casualties. The first was sophomore **Chris Martin** (Mascoutah HS, Mascoutah). Two seconds later, **Tyler Yunk** trying to avoid the pile up went down and aggravated his hip injury.

The pace and the leaders went through a conservative 2:17 for the first 880. By the mile, Lee and Wold had company up front with **Marc Maton** (Glenwood HS, Chatham), **Jamison Dale & Luke O'Connor** (Jones College Prep, Chicago), **Brendan Hoskins** (University HS, Normal), **Riley McInerney** (Charleston HS, Charleston), **Alex Baker** (Central HS, Crystal Lake), **Joe Cowlin** (Prairie Ridge HS, Crystal Lake), and **Simon Thorpe** (Dixon HS, Dixon). The 4:45 that they went by in did not seem to shake anyone off the pace as close to 30 runners were within 5 seconds.

Jones College Prep was a third of their way to the goal of a team state championship at this point. Their 5 runners were within 4 seconds of each other and were leading by 80 points over Yorkville. Belvidere North, Normal University, and Springfield were close behind. The race was heading into the triangle. The action was about to begin.

Alex Baker of Crystal Lake Central leads the pack out of the triangle in the Boys 2A race last Saturday. Photo By Michael Newman



Garrett Lee was the first runner to make the expected move in the triangle. All it did was to stretch the pack out. Baker, Wold, Cowlin, Dale, and O'Connor stayed within a few steps of the Belvidere North runner. As the truck led the pack out onto the main course, Alex Baker made a decisive surge to try to break this race open. It did. Only Wold and Lee were able to keep up with him as they navigated the three corner turn and back down the main straight.

Wold, Baker, and Lee were together at 2 miles at 9:40. The surge that Baker made opened up a four second lead over Riley McInerney and the Jones pair of Dale and O'Connor. There were still 8 runners that were within the lead threesome, but the leaders' momentum was too tough for the chase pack to catch.

Jones was getting closer to their state goal. But so was Yorkville. They were only 50 points behind the Eagles and were beginning their last mile surge. Belvidere North and Crystal Lake Central were another 40 points behind battling for third. It looked at this point that there was going to be a new team state champion.

Each of the three leaders over the next 400 meters were making small surges testing each other's fitness...both physical and mental. They went behind the starting line and made their turn along Route 29. Baker made a surge and Wold followed close behind. There was a grimace of pain on Lee's face. This last surge hit the Belvidere North hard as Wold and Baker opened up a fast 5 meter lead and it continued to grow. The race was down to two.

Both runners had great finishing speed. Baker had run a 4:18 mile last spring in track. Wold had

split 1:54 on his team's 3200 relay at the state meet. It was anyone's guess on who would blink first and let the other get away.



Glenbard South's John Wold ran his last mile in 4:36 to capture the 2A Boys title. Photo By Michael Newman

With 800 meters to go, the lead that these two runners had was up to 9 seconds. Neither was willing to give up that lead.

Wold's stride looked smooth as they approached the final home straight. Baker was beginning to struggle a little as his form was starting to waver. They made their turn to make their drive to the finish in front of close to 10,000 fans. Wold did not look back and charged up the incline. His lead grew to 5 seconds on Baker as he crossed the finish line. It looked improbable after his first meet when he had to drop out of a meet because the pain in his foot was too painful to continue. Now here he was as the second individual state champ in the school's history. Micah Vandenend was the first 11 years ago.

His winning time was 14:16. He ran his last mile in 4:36. It was the fastest closing mile out of all the three boys races run at Detweiller Park at this meet.

There was a clue that Wold would be towards the front after he ran a swift 14:32 on a curvy Reed Keppler Park course in winning his sectional. The course is a little bit longer than three miles.

"That helped so much. I wanted to see if I could handle that first fast mile and maintain. I thought that was a really good practice for this week. I boosted my confidence that I could run with any of them this weekend," Wold said afterwards. "I knew I people would be looking out

for me. I would be looking for them. It was not like I was under the radar. I wanted to sit, wait and see how the race worked out. Everything felt so perfect.”

Even though he finished second, Alex Baker was pleased with his effort. “I thought I ran a pretty smart race and it’s always fun to compete against the other guys. I felt smooth through almost all of the race, except the last like 800 meters or so, where I just hit a wall,” Baker stated. “Wold just pulled away from me for the rest of the race. All in all, I was pretty happy with race. It was a great end to the season and it was nice to see all the hard work pay off. It made me thankful for a lot of things.”

Andrew Adelman stood by the team’s starting box just waiting. He had three runners that had placed in the top 25 (**Jamison Dale** 6th, **Luke O’Connor** 7th, and **Kirby Lawson** 18th). He knew he was the first team to have five runners in, but there is always that uncertainty while the officials are reviewing the final results.

“We told our guys to give up all personal goals and run for the team,” Adelman said. “They executed our plan beautifully today. We held back a little bit but made a charge at the end.” When he was asked about how it was to win the state championship, he shook his head. “I am not going to comment on that until I see the official results.”

Ten minutes past and he was told that it was official.

“I do not know where to begin. We have talked about this for four years and from day one this was our goal,” Adelman said in total disbelief. “There was a lot of sacrifices the whole time and I couldn’t ask for a special group of guys. They have made me such a better coach and a better person. To see them work hard for four years and to bring a state championship home to Chicago. I wish I had the words. I am so proud of them. I’m speechless.”

Troy Yunk knew that the Belvidere North reign of three state championships was over. He was proud of what they went through in this season. They made a great move in the last ½ mile to surpass Yorkville for second place by three points. “Our guys were beat up today. I am very proud of them,” he said.

The charge to the finish showed that those 7 runners for Belvidere North had the heart of champions regardless of their place. That is something that cannot be taken away from them.

Boys Cross Country Class 2A State Final Results — 2012-13

* Last updated at 12:52 pm on Saturday, November 3, 2012



Print this page

Team Results

Place	Score	SCHOOL	(Total, Average, Pack Times)
1.	85	Chicago (Jones)	(1:14:50, 14:57.96, 0:37)
	6	7 15 25 32 (71) (92)	
		Dale, O'Connor, Lawson, Schaible, Maloney, Boswell, Rodriguez	
2.	126	Belvidere (North)	(1:15:34, 15:06.79, 0:55)
	4	13 23 33 53 (78) (106)	
		Lee, Menard, Yunk, Yunk, Laseman, Howe, Hill	
3.	129	Yorkville	(1:15:37, 15:07.40, 0:37)
	10	12 24 41 42 (59) (62)	
		Hoffert, Hoffert, Arcara, Baker, Harrison, Tweedy, O'Malley	
4.	182	Crystal Lake (Central)	(1:15:57, 15:11.20, 1:21)
	2	19 37 56 68 (89) (96)	
		Baker, Pitner, Amato, Baker, Gemmell, Talarico, McKay	
5.	190	Glen Ellyn (Glenbard South)	(1:15:49, 15:09.73, 1:36)
	1	5 43 55 86 (114) (129)	
		Wold, Singleton, Kladiwa, Cizek, Stoffels, Greenwell, Meade	
6.	202	Lansing (Illiana Christian)	(1:16:41, 15:20.09, 0:59)
	11	31 39 40 81 (95) (98)	
		Wondaal, Fiene, DeYoung, Wondaal, Vroegh, Gibson, Dekker	
7.	218	Springfield (H.S.)	(1:17:13, 15:26.58, 0:27)
	26	30 44 51 67 (77) (146)	
		Fitzgibbon, Gough, Owens, Hoffman, Wise, Warren, Rasmussen	
8.	230	Normal (University)	(1:17:06, 15:25.01, 1:06)
	17	28 35 46 104 (116) (156)	
		Hoskins, Bruno, LaFayette, Ward, Clay, Houska, Hill	
9.	269	Deerfield	(1:17:21, 15:28.00, 1:09)
	14	22 58 74 101 (151) (154)	
		Gold, Farhi, Abosch, Rosenberg, Kramer, Grant, Rich	
10.	284	Dixon (H.S.)	(1:17:43, 15:32.42, 1:10)
	18	48 49 60 109 (123) (155)	
		Thorpe, Sondgeroth, Mitchell, Humell, Trevino, Grady, Lally	
11.	291	Mahomet (M.-Seymour)	(1:17:19, 15:27.61, 1:15)
	8	9 72 100 102 (103) (141)	
		Schaap, Smoes, Russell, Chupp, Keeble, Williams, Powell	
12.	341	East Moline (United)	(1:18:08, 15:37.52, 1:24)
	16	20 91 93 121 (136) (152)	
		Webster, Rasso, Boore, Taylor, Boore, Dopler, Newberry	

13. 351 Maple Park (Kaneland) (1:18:34, 15:42.68, 0:55)
29 38 83 90 111 (125) (133)
Johnson, Carter, Kucera, Meisenger, Acosta, Huber, Bower
14. 376 Bensenville (Fenton) (1:18:53, 15:46.54, 0:43)
45 57 80 84 110 (139) (145)
Urzua, Wiggin, Estrada, Smith, Silva, Taouil, Rodriguez
15. 377 Pontiac (1:18:59, 15:47.65, 1:23)
21 34 63 128 131 (163) (171)
Justus, McCoy, Milhauser, Ingram, Durham, Wells, Cain
16. 389 Peoria (Notre Dame) (1:18:55, 15:46.82, 0:28)
52 66 85 87 99 (119) (134)
Fortin, Franciscovich, Dvorsky, Frow, Ehrhart, Schaidle, Tony
17. 405 Chicago (Mather) (1:19:42, 15:56.39, 1:54)
27 36 54 127 161 (169) (174)
Tahiraj, Flores, Kurdieh, Payne, Carter, Khoshaba, Gutierrez
18. 453 Metamora (1:19:47, 15:57.28, 0:59)
50 70 88 113 132 (148) (153)
Anglin, Scheirer, Scheirer, Thompson, Koehrsen, Vieck, Crotteau
19. 466 Charleston (1:19:36, 15:55.04, 2:01)
3 76 120 130 137 (157) (159)
McInerney, Garrett, Tadic, Sanders, McInerney, Walker, Bell
20. 484 Chatham (Glenwood) (1:20:03, 16:00.58, 0:42)
61 69 112 118 124 (126) (160)
Maton, Kaiser, Skelly, Powell, Enteman, Durr, Jones
21. 492 Arlington Heights (St. Viator) (1:20:09, 16:01.69, 0:54)
73 75 97 107 140 (166) (168)
Brey, Beiersdorf, Sammons, Schreiber, Lorenzini, Spanier, Gurreri
22. 525 Carbondale (H.S.) (1:20:37, 16:07.36, 1:05)
64 79 115 117 150 (162) (172)
Douglas, Gibson, Cherry, Deamer, Heern, McElheny, Love
23. 544 Wheaton (St. Francis) (1:20:55, 16:10.87, 0:59)
65 94 105 138 142 (144) (149)
Hallet, Vilimek, Lorish, Lyons, Cady, Stiff, Deaton
24. 609 Aurora (Central Catholic) (1:22:11, 16:26.11, 1:45)
47 108 143 147 164 (165) (175)
Meyers, Montelongo, Knapp, Alviar, Jerwers, Lefevre, Aquino
25. 664 Niles (Notre Dame) (1:23:01, 16:36.17, 1:31)
82 122 135 158 167 (170) (173)
Gibson, Siemienowski, Koteski, Mohameed, Curley, Frost, Conteras

Individual Results

Place	TmPl	NAME	SCHOOL	CLASS	TIME	Pace
1.	1	John Wold	Glen Ellyn (Glenbard South)	Jr	14:16	4:46
2.	2	Alex Baker	Crystal Lake (Central)	Sr	14:21	4:47

3.	3	Riley McInerney	Charleston	Sr	14:33	4:51
4.		Joe Cowlin	Crystal Lake (Prairie Ridge)	Sr	14:39	4:53
5.	4	Garrett Lee	Belvidere (North)	Sr	14:39	4:53
6.	5	Joe Singleton	Glen Ellyn (Glenbard South)	Jr	14:43	4:55
7.	6	Jamison Dale	Chicago (Jones)	Sr	14:43	4:55
8.	7	Luke O'Connor	Chicago (Jones)	Sr	14:45	4:55
9.		Johnny Leverenz	Danville (H.S.)	Jr	14:46	4:56
10.	8	Johnathan Schaap	Mahomet (M.-Seymour)	Sr	14:47	4:56
11.	9	Forrest Smoes	Mahomet (M.-Seymour)	Jr	14:48	4:56
12.	10	Jake Hoffert	Yorkville	So	14:48	4:56
13.	11	Tony Wondaal	Lansing (Illiana Christian)	Jr	14:50	4:57
14.		Chris Martin	Mascoutah	So	14:51	4:57
15.	12	Luke Hoffert	Yorkville	So	14:51	4:57
16.	13	Paxson Menard	Belvidere (North)	Sr	14:52	4:58
17.	14	Alex Gold	Deerfield	Sr	14:53	4:58
18.	15	Kirby Lawson	Chicago (Jones)	Sr	14:53	4:58
19.	16	Austin Webster	East Moline (United)	Jr	14:55	4:59
20.	17	Brendan Hoskins	Normal (University)	Sr	14:57	4:59
21.	18	Simon Thorpe	Dixon (H.S.)	Jr	14:58	5:00
22.		Samuel Welbourne	Jerseyville (Jersey)	Sr	14:59	5:00
23.	19	Ryan Pitner	Crystal Lake (Central)	Jr	15:00	5:00
24.	20	Tyler Rasso	East Moline (United)	Jr	15:03	5:01
25.		Murphy Affolder	Mascoutah	Jr	15:04	5:02
26.		Keith Meyer	Bloomington (H.S.)	Sr	15:05	5:02
27.	21	Zac Justus	Pontiac	Jr	15:06	5:02
28.	22	Shai Farhi	Deerfield	Sr	15:09	5:03
29.	23	Tyler Yunk	Belvidere (North)	Sr	15:13	5:05
30.	24	Zak Arcara	Yorkville	Sr	15:13	5:05
31.	25	Peter Schaible	Chicago (Jones)	Jr	15:13	5:05
32.	26	Pat Fitzgibbon	Springfield (H.S.)	Jr	15:15	5:05
33.	27	Deivi Tahiraj	Chicago (Mather)	Jr	15:16	5:06
34.		David Modert	Mt. Vernon (H.S.)	Jr	15:16	5:06
35.	28	Adam Bruno	Normal (University)	Sr	15:17	5:06
36.	29	Conor Johnson	Maple Park (Kaneland)	Sr	15:18	5:06
37.	30	Joe Gough	Springfield (H.S.)	Sr	15:18	5:06
38.	31	Nick Fiene	Lansing (Illiana Christian)	So	15:19	5:07
39.	32	Kyle Maloney	Chicago (Jones)	So	15:19	5:07
40.		Ryan Prais	Lake Villa (Lakes)	Sr	15:19	5:07
41.	33	Eryk Yunk	Belvidere (North)	Fr	15:19	5:07
42.		Kevin Boyle	Grayslake (Central)	Sr	15:19	5:07
43.		Jordan Starkey	Geneseo	Sr	15:19	5:07
44.	34	Josh McCoy	Pontiac	Jr	15:21	5:07
45.	35	J D LaFayette	Normal (University)	Jr	15:21	5:07
46.	36	Claudio Flores	Chicago (Mather)	Jr	15:21	5:07
47.	37	Nick Amato	Crystal Lake (Central)	Jr	15:22	5:08
48.	38	Kyle Carter	Maple Park (Kaneland)	Jr	15:22	5:08
49.	39	Colin DeYoung	Lansing (Illiana Christian)	Fr	15:22	5:08
50.	40	Nick Wondaal	Lansing (Illiana Christian)	Fr	15:23	5:08
Place	TmPl	NAME	SCHOOL	CLASS	TIME	Pace
51.	41	Eric Baker	Yorkville	Sr	15:23	5:08
52.		Kyle Whitney	Vernon Hills	Jr	15:24	5:08
53.	42	Nick Harrison	Yorkville	Sr	15:24	5:08
54.		Mark Stice	Sycamore (H.S.)	Jr	15:26	5:09
55.	43	Andrew Kladiava	Glen Ellyn (Glenbard South)	Jr	15:28	5:10
56.	44	Tyler Owens	Springfield (H.S.)	Jr	15:29	5:10
57.	45	Fabiel Urzua	Bensenville (Fenton)	Sr	15:30	5:10
58.	46	Wesley Ward	Normal (University)	Sr	15:30	5:10
59.	47	Matt Meyers	Aurora (Central Catholic)	Sr	15:30	5:10
60.	48	Cody Sondgeroth	Dixon (H.S.)	Jr	15:30	5:10

61.	49	Skylar Mitchell	Dixon (H.S.)	Jr	15:31	5:11
62.	50	Joel Anglin	Metamora	Jr	15:32	5:11
63.		Dan O'Keefe	Chicago (Mt. Carmel)	Jr	15:32	5:11
64.	51	Nathan Hoffman	Springfield (H.S.)	Sr	15:33	5:11
65.	52	Chris Fortin	Peoria (Notre Dame)	Jr	15:33	5:11
66.	53	Jesse Laseman	Belvidere (North)	Sr	15:33	5:11
67.	54	Zade Kurdieh	Chicago (Mather)	Jr	15:34	5:12
68.	55	Mark Cizek	Glen Ellyn (Glenbard South)	Sr	15:34	5:12
69.	56	Adam Baker	Crystal Lake (Central)	Sr	15:34	5:12
70.	57	Danny Wiggin	Bensenville (Fenton)	Jr	15:34	5:12
71.	58	Jordan Abosch	Deerfield	Sr	15:35	5:12
72.		Sam Doud	Bloomington (H.S.)	Jr	15:36	5:12
73.	59	Nolan Tweedy	Yorkville	Jr	15:36	5:12
74.	60	Roy Humell	Dixon (H.S.)	Sr	15:38	5:13
75.	61	Marc Maton	Chatham (Glenwood)	Sr	15:38	5:13
76.	62	Shawn O'Malley	Yorkville	Sr	15:39	5:13
77.	63	Shawn Milhauser	Pontiac	Sr	15:39	5:13
78.	64	James Douglas	Carbondale (H.S.)	Sr	15:40	5:14
79.	65	Andrew Hallet	Wheaton (St. Francis)	Jr	15:40	5:14
80.	66	Tyler Franciscovich	Peoria (Notre Dame)	Sr	15:41	5:14
81.	67	Eric Wise	Springfield (H.S.)	So	15:41	5:14
82.	68	Zach Gemmell	Crystal Lake (Central)	Jr	15:42	5:14
83.	69	Grant Kaiser	Chatham (Glenwood)	Jr	15:42	5:14
84.	70	Nathan Scheirer	Metamora	Sr	15:42	5:14
85.	71	Benjamin Boswell	Chicago (Jones)	So	15:43	5:15
86.	72	Ethan Russell	Mahomet (M.-Seymour)	Jr	15:43	5:15
87.	73	Nick Brey	Arlington Heights (St. Viator)	Jr	15:44	5:15
88.	74	Bryan Rosenberg	Deerfield	Sr	15:44	5:15
89.	75	Will Beiersdorf	Arlington Heights (St. Viator)	Sr	15:45	5:15
90.	76	Taylor Garrett	Charleston	Jr	15:46	5:16
91.		Widi Moestopo	West Chicago (Wheaton Academy)	Sr	15:46	5:16
92.	77	Heath Warren	Springfield (H.S.)	Fr	15:46	5:16
93.	78	Jacob Howe	Belvidere (North)	Jr	15:47	5:16
94.	79	Dylan Gibson	Carbondale (H.S.)	Sr	15:47	5:16
95.	80	Rodrigo Estrada	Bensenville (Fenton)	Jr	15:48	5:16
96.		Thomas Thornton	Bartonville (Limestone)	So	15:49	5:17
97.	81	Kevin Vroegh	Lansing (Illiana Christian)	Jr	15:49	5:17
98.		Josh Rodenberg	Waterloo (H.S.)	Sr	15:49	5:17
99.	82	Mike Gibson	Niles (Notre Dame)	Sr	15:50	5:17
100.		Ben Mohrdieck	Vernon Hills	Jr	15:50	5:17
Place	TmPl	NAME	SCHOOL	CLASS	TIME	Pace
=====	=====	=====	=====	=====	=====	=====
101.		Alex Bermudez	Chicago (Little Village)	Jr	15:51	5:17
102.		Jacob Vangunten	East Peoria	Sr	15:51	5:17
103.	83	Nathaniel Kucera	Maple Park (Kaneland)	Jr	15:51	5:17
104.	84	Wade Smith	Bensenville (Fenton)	Sr	15:51	5:17
105.	85	Matt Dvorsky	Peoria (Notre Dame)	Sr	15:51	5:17
106.	86	Thomas Stoffels	Glen Ellyn (Glenbard South)	Sr	15:51	5:17
107.	87	Ryan Frow	Peoria (Notre Dame)	Jr	15:51	5:17
108.		BJ Smith	Freeport (H.S.)	Sr	15:52	5:18
109.	88	Travis Scheirer	Metamora	Jr	15:52	5:18
110.	89	Mark Talarico	Crystal Lake (Central)	Sr	15:53	5:18
111.	90	John Meisenger	Maple Park (Kaneland)	Sr	15:53	5:18
112.		John Davis	Lincoln	Sr	15:54	5:18
113.		Zach Plank	Dunlap	Sr	15:55	5:19
114.	91	Pauly Boore	East Moline (United)	Jr	15:56	5:19
115.	92	Armando Rodriguez	Chicago (Jones)	Sr	15:58	5:20
116.	93	Bruce Taylor	East Moline (United)	Jr	15:58	5:20
117.	94	Nick Vilimek	Wheaton (St. Francis)	Jr	15:58	5:20
118.	95	Austin Gibson	Lansing (Illiana Christian)	Jr	15:58	5:20

119.		Ryan Kennedy	New Lenox (Lincoln-Way West)	Jr	15:59	5:20
120.	96	PJ McKay	Crystal Lake (Central)	Jr	16:00	5:20
121.	97	Tyler Sammons	Arlington Heights (St. Viator)	Sr	16:00	5:20
122.	98	Jordan Dekker	Lansing (Illiana Christian)	Sr	16:00	5:20
123.	99	Ted Ehrhart	Peoria (Notre Dame)	Sr	16:00	5:20
124.	100	Matthew Chupp	Mahomet (M.-Seymour)	Sr	16:01	5:21
125.	101	Maor Kramer	Deerfield	Jr	16:01	5:21
126.	102	Alex Keeble	Mahomet (M.-Seymour)	Fr	16:01	5:21
127.	103	James Williams	Mahomet (M.-Seymour)	Jr	16:02	5:21
128.	104	Joseph Clay	Normal (University)	Sr	16:03	5:21
129.		Kevin Faje	Riverside (R.-Brookfield)	Jr	16:03	5:21
130.		Matt Przeslicke	Evergreen Park	So	16:03	5:21
131.	105	Matt Lorish	Wheaton (St. Francis)	Jr	16:05	5:22
132.	106	Chase Hill	Belvidere (North)	Jr	16:06	5:22
133.	107	Kevin Schreiber	Arlington Heights (St. Viator)	Sr	16:06	5:22
134.	108	Javier Montelongo	Aurora (Central Catholic)	Jr	16:07	5:23
135.	109	Austin Trevino	Dixon (H.S.)	Jr	16:07	5:23
136.		Camren Howard	Chicago Heights (Marian)	Jr	16:10	5:24
137.		Ricky Wojcik	Elmwood Park	Jr	16:11	5:24
138.	110	Cristian Silva	Bensenville (Fenton)	Jr	16:12	5:24
139.	111	Luis Acosta	Maple Park (Kaneland)	Jr	16:12	5:24
140.	112	Landon Skelly	Chatham (Glenwood)	Fr	16:12	5:24
141.	113	Kyle Thompson	Metamora	Sr	16:13	5:25
142.	114	Erik Greenwell	Glen Ellyn (Glenbard South)	Sr	16:13	5:25
143.		Jacob Meyer	Chicago (University)	Fr	16:13	5:25
144.	115	Micah Cherry	Carbondale (H.S.)	Fr	16:14	5:25
145.	116	Lucas Houska	Normal (University)	Jr	16:14	5:25
146.	117	Joyner Deamer	Carbondale (H.S.)	So	16:14	5:25
147.	118	Gabe Powell	Chatham (Glenwood)	So	16:14	5:25
148.		Anthony Campanaro	Chicago (St. Patrick)	Sr	16:15	5:25
149.	119	Aaron Schaidle	Peoria (Notre Dame)	Sr	16:17	5:26
150.	120	Niko Tadic	Charleston	Sr	16:18	5:26
Place	TmPl	NAME	SCHOOL	CLASS	TIME	Pace
=====	=====	=====	=====	=====	=====	=====
151.	121	Isaac Boore	East Moline (United)	Fr	16:18	5:26
152.	122	Matt Siemienowski	Niles (Notre Dame)	Sr	16:18	5:26
153.	123	Evan Grady	Dixon (H.S.)	So	16:19	5:27
154.	124	Colin Enteman	Chatham (Glenwood)	Sr	16:19	5:27
155.		Leonardo Flores	Chicago (Kennedy)	Sr	16:20	5:27
156.		Aaron Oldanie	Lemont (H.S.)	Sr	16:21	5:27
157.	125	Brandon Huber	Maple Park (Kaneland)	Sr	16:22	5:28
158.	126	Jonathan Durr	Chatham (Glenwood)	So	16:24	5:28
159.	127	Dontel Payne	Chicago (Mather)	Jr	16:24	5:28
160.	128	Ryan Ingram	Pontiac	Sr	16:25	5:29
161.	129	Joe Meade	Glen Ellyn (Glenbard South)	Jr	16:26	5:29
162.	130	Zach Sanders	Charleston	Jr	16:27	5:29
163.	131	Logan Durham	Pontiac	Jr	16:29	5:30
164.	132	Willaim Koehrsen	Metamora	Jr	16:30	5:30
165.	133	Ryan Bower	Maple Park (Kaneland)	Jr	16:32	5:31
166.	134	Stephen Tony	Peoria (Notre Dame)	Sr	16:32	5:31
167.	135	Robert Koteski	Niles (Notre Dame)	Fr	16:33	5:31
168.	136	Sean Dopler	East Moline (United)	Jr	16:34	5:32
169.	137	Colin McInerney	Charleston	So	16:34	5:32
170.	138	John Lyons	Wheaton (St. Francis)	Sr	16:35	5:32
171.	139	Mohammed E Taouil	Bensenville (Fenton)	Sr	16:36	5:32
172.	140	Joseph Lorenzini	Arlington Heights (St. Viator)	Sr	16:37	5:33
173.	141	Jackson Powell	Mahomet (M.-Seymour)	So	16:37	5:33
174.	142	Dany Cady	Wheaton (St. Francis)	So	16:38	5:33
175.	143	Matt Knapp	Aurora (Central Catholic)	Jr	16:40	5:34
176.	144	Scott Stiff	Wheaton (St. Francis)	Sr	16:40	5:34

119.		Ryan Kennedy	New Lenox (Lincoln-Way West)	Jr	15:59	5:20
120.	96	PJ McKay	Crystal Lake (Central)	Jr	16:00	5:20
121.	97	Tyler Sammons	Arlington Heights (St. Viator)	Sr	16:00	5:20
122.	98	Jordan Dekker	Lansing (Illiana Christian)	Sr	16:00	5:20
123.	99	Ted Ehrhart	Peoria (Notre Dame)	Sr	16:00	5:20
124.	100	Matthew Chupp	Mahomet (M.-Seymour)	Sr	16:01	5:21
125.	101	Maor Kramer	Deerfield	Jr	16:01	5:21
126.	102	Alex Keeble	Mahomet (M.-Seymour)	Fr	16:01	5:21
127.	103	James Williams	Mahomet (M.-Seymour)	Jr	16:02	5:21
128.	104	Joseph Clay	Normal (University)	Sr	16:03	5:21
129.		Kevin Faje	Riverside (R.-Brookfield)	Jr	16:03	5:21
130.		Matt Przeslicke	Evergreen Park	So	16:03	5:21
131.	105	Matt Lorish	Wheaton (St. Francis)	Jr	16:05	5:22
132.	106	Chase Hill	Belvidere (North)	Jr	16:06	5:22
133.	107	Kevin Schreiber	Arlington Heights (St. Viator)	Sr	16:06	5:22
134.	108	Javier Montelongo	Aurora (Central Catholic)	Jr	16:07	5:23
135.	109	Austin Trevino	Dixon (H.S.)	Jr	16:07	5:23
136.		Camren Howard	Chicago Heights (Marian)	Jr	16:10	5:24
137.		Ricky Wojcik	Elmwood Park	Jr	16:11	5:24
138.	110	Cristian Silva	Bensenville (Fenton)	Jr	16:12	5:24
139.	111	Luis Acosta	Maple Park (Kaneland)	Jr	16:12	5:24
140.	112	Landon Skelly	Chatham (Glenwood)	Fr	16:12	5:24
141.	113	Kyle Thompson	Metamora	Sr	16:13	5:25
142.	114	Erik Greenwell	Glen Ellyn (Glenbard South)	Sr	16:13	5:25
143.		Jacob Meyer	Chicago (University)	Fr	16:13	5:25
144.	115	Micah Cherry	Carbondale (H.S.)	Fr	16:14	5:25
145.	116	Lucas Houska	Normal (University)	Jr	16:14	5:25
146.	117	Joyner Deamer	Carbondale (H.S.)	So	16:14	5:25
147.	118	Gabe Powell	Chatham (Glenwood)	So	16:14	5:25
148.		Anthony Campanaro	Chicago (St. Patrick)	Sr	16:15	5:25
149.	119	Aaron Schaidle	Peoria (Notre Dame)	Sr	16:17	5:26
150.	120	Niko Tadic	Charleston	Sr	16:18	5:26
Place	TmPl	NAME	SCHOOL	CLASS	TIME	Pace
=====	=====	=====	=====	=====	=====	=====
151.	121	Isaac Boore	East Moline (United)	Fr	16:18	5:26
152.	122	Matt Siemienowski	Niles (Notre Dame)	Sr	16:18	5:26
153.	123	Evan Grady	Dixon (H.S.)	So	16:19	5:27
154.	124	Colin Enteman	Chatham (Glenwood)	Sr	16:19	5:27
155.		Leonardo Flores	Chicago (Kennedy)	Sr	16:20	5:27
156.		Aaron Oldanie	Lemont (H.S.)	Sr	16:21	5:27
157.	125	Brandon Huber	Maple Park (Kaneland)	Sr	16:22	5:28
158.	126	Jonathan Durr	Chatham (Glenwood)	So	16:24	5:28
159.	127	Dontel Payne	Chicago (Mather)	Jr	16:24	5:28
160.	128	Ryan Ingram	Pontiac	Sr	16:25	5:29
161.	129	Joe Meade	Glen Ellyn (Glenbard South)	Jr	16:26	5:29
162.	130	Zach Sanders	Charleston	Jr	16:27	5:29
163.	131	Logan Durham	Pontiac	Jr	16:29	5:30
164.	132	Willaim Koehrsen	Metamora	Jr	16:30	5:30
165.	133	Ryan Bower	Maple Park (Kaneland)	Jr	16:32	5:31
166.	134	Stephen Tony	Peoria (Notre Dame)	Sr	16:32	5:31
167.	135	Robert Koteski	Niles (Notre Dame)	Fr	16:33	5:31
168.	136	Sean Dopler	East Moline (United)	Jr	16:34	5:32
169.	137	Colin McInerney	Charleston	So	16:34	5:32
170.	138	John Lyons	Wheaton (St. Francis)	Sr	16:35	5:32
171.	139	Mohammed E Taouil	Bensenville (Fenton)	Sr	16:36	5:32
172.	140	Joseph Lorenzini	Arlington Heights (St. Viator)	Sr	16:37	5:33
173.	141	Jackson Powell	Mahomet (M.-Seymour)	So	16:37	5:33
174.	142	Dany Cady	Wheaton (St. Francis)	So	16:38	5:33
175.	143	Matt Knapp	Aurora (Central Catholic)	Jr	16:40	5:34
176.	144	Scott Stiff	Wheaton (St. Francis)	Sr	16:40	5:34

177.	145	Leonel Rodriguez	Bensenville (Fenton)	So	16:40	5:34
178.	146	Amir Rasmussen	Springfield (H.S.)	Jr	16:41	5:34
179.	147	Adrian Alviar	Aurora (Central Catholic)	Sr	16:41	5:34
180.	148	Patrick Vieck	Metamora	Jr	16:44	5:35
181.	149	Mike Deaton	Wheaton (St. Francis)	Jr	16:44	5:35
182.		Max Volchenboun	Chicago (University)	Jr	16:45	5:35
183.	150	Jared Heern	Carbondale (H.S.)	Sr	16:45	5:35
184.		Jacob Widstrom	Midlothian (Bremen)	Jr	16:46	5:36
185.	151	Reilly Grant	Deerfield	Jr	16:47	5:36
186.	152	Curtis Newberry	East Moline (United)	Sr	16:48	5:36
187.	153	John Crotteau	Metamora	Fr	16:48	5:36
188.	154	Max Rich	Deerfield	Sr	16:48	5:36
189.	155	Kylian Lally	Dixon (H.S.)	Jr	16:52	5:38
190.		Joshuah Hernandez	Chicago (Noble Street Charter/	Jr	16:58	5:40
191.	156	Eli Hill	Normal (University)	So	16:59	5:40
192.	157	Val Walker	Charleston	So	16:59	5:40
193.	158	Sayed Mohameed	Niles (Notre Dame)	So	17:01	5:41
194.	159	Colton Bell	Charleston	Fr	17:02	5:41
195.	160	Tyler Jones	Chatham (Glenwood)	Jr	17:04	5:42
196.	161	Matthew Carter	Chicago (Mather)	So	17:09	5:43
197.	162	Cam McElheny	Carbondale (H.S.)	Jr	17:11	5:44
198.	163	Kory Wells	Pontiac	Jr	17:13	5:45
199.	164	Justin Jerwers	Aurora (Central Catholic)	Sr	17:15	5:45
200.	165	Patrick Lefevre	Aurora (Central Catholic)	Jr	17:17	5:46
Place	TmPl	NAME	SCHOOL	CLASS	TIME	Pace
=====	=====	=====	=====	=====	=====	=====
201.	166	Patrick Spanier	Arlington Heights (St. Viator)	Jr	17:21	5:47
202.	167	Dan Curley	Niles (Notre Dame)	Sr	17:21	5:47
203.	168	Ryan Gurreri	Arlington Heights (St. Viator)	Sr	17:22	5:48
204.	169	Yousif Khoshaba	Chicago (Mather)	So	17:28	5:50
205.	170	Tom Frost	Niles (Notre Dame)	Sr	17:31	5:51
206.	171	Brayden Cain	Pontiac	Sr	17:33	5:51
207.	172	Davell Love	Carbondale (H.S.)	Jr	17:36	5:52
208.	173	Matt Conteras	Niles (Notre Dame)	Fr	17:39	5:53
209.	174	Luis Gutierrez	Chicago (Mather)	So	17:44	5:55
210.	175	Daniel Aquino	Aurora (Central Catholic)	So	17:44	5:55

HSA State Girls 1A Cross Country Meet: Decatur St. Teresa's dominance starts with Handley win

November 6, 2012



The Decatur St. Teresa Girls Cross Country on stage accepting their state championship trophy Saturday in Peoria. It was the third in a row for the Bulldogs.