


LEAFS 6TH IN POWERHOUSE NORTHERN ILLINOIS BIG-12



On Saturday, October 15th, Geneseo played host to the recently formed Northern Illinois Big-12 Conference Cross-Country Meet. The league is the premier 2A cross-country conference in the state of Illinois and featured 6 of the top 15 ranked teams in the girls' race and 4 of the top 15 teams in the boys' race. To say the least, the competition was fierce. It was a tremendous honor for the Leafs to play host and a special thanks goes out to the many parent and faculty volunteers who helped pull off the highly successful endeavor. In addition, the weatherman also was kind to us with a daytime high of 58 degrees. However, the wind was a major factor with a steady westerly wind of 15 mph with gusts up to 25 mph. The times that were put down in that kind of wind were staggering to say the least. The NIB-12 will certainly be well represented at the state meet. The quality of the programs is of the highest level and the professionalism of each coaching staff is to be envied and respected. Each team competed at the highest level and role modeled true sportsmanship and an intense level of competition.

The Varsity Girls got things rolling at 10:00 am. As mentioned above, the field was absolutely loaded as evidenced by Emily Ford smashing the school record and placing only 11th. Our girls almost all ran lifetime bests on the challenging Richmond Hill course. When the dust had settled and the scores were calculated, a few heads were facing downward in disappointment with the 6th place finish. That is an understandable reaction and we will have to raise the bar to realize the dream of running in this year's state finals. With that being said, we are very proud of the efforts that our ladies put forth. Hosting championship meets is both a blessing and a curse due to meet

management responsibilities. Emily did a great job of going with the talented lead pack. Eleventh place wasn't what she was hoping for but it did earn her first team All-Conference honors. That is a tremendous accomplishment in this field. Senior Tri-Captain Paige Gatter joined Em on the awards stand with a fine 15th place finish earning 2nd team All-Conference honors. Rookie surprise Maggie Schlindwein, Morgan Kelly, Katie Lynch, Amber Fobert, and Sarah Dellett closed the scoring with 36th, 37th, 43rd, 44th, and 45th place showings. Great job, Ladies.

Next up were the Varsity Boys who were running their second race without senior Tri-Captain Kyle Reiling who has been given medical clearance to resume training following three weeks on the bike. The news came on Friday and appeared to energize the team as they came ready to race hard. Sixth place in that field without Kyle was a tremendous accomplishment. The team was led by Jordan Starkey's 6th place effort which earned him first team All-Conference honors for the second straight year. Jordan's effort resulted in the Leafs' only medal in the talented field but the efforts from the other six Maple Leafs were top notch. Mitchell Lawson continued his phenomenal improvement with a tremendous 27th place effort and a huge Personal Best on the Richmond Hill course. The biggest surprise was turned in by senior Tri-Captain Dan Hanford who ended up as the team's 3rd man with his 31st place effort and monster Personal Best. Mitchell Lamb, David Chenoweth, Sean Lillis, and Marcus Gagnon closed the scoring with 36th, 37th, 38th, and 46th place efforts. Job well done, Men.

The Fresh-Soph girls were up next and ran with a lot of passion and purpose to grab 2nd place in the powerhouse field. Jessa Coulter showed that her season isn't over and she likes her new orthotics as she raced with the lead pack and ended up 4th overall. Katie Puls joined Jessa on the first team All Conference F/S squad with a tremendous 5th place herself. Katie reaped the benefit of an intelligent first mile. Not to be outdone, Mikayla Bowton, Rachel Smith, Cortney Backes, and Rori Westerlund joined in the fun by running to 2nd team All-Conference honors with their 12th, 17th, 18th, and 21st place showings. In particular, Rori's race was jaw-dropping and she was still smiling with pride two hours after her race. Great job, Ladies. To say that the future looks good would be the biggest understatement of the season

The Fresh-Soph boys were the next group to race and they made the most of their opportunities as they ran to a strong 4th place team showing. Chaise Blakley and Tony Gatter continued their friendly but intense rivalry leading the team with tremendous efforts earning 8th and 10th places respectfully earning first-team F/S All-Conference honors. Nolan Fassett joined his teammates in the fun with a monster race of his own grabbing 18th place in the stacked field and 2nd team All-Conference honors. Bryce Gramling, Tom Jackson, Sean Pemble, and Marcus Shinn closed the scoring with strong races themselves as they raced to 36th, 51st, 52nd, and 53rd places respectfully. Great efforts, Men.

Next up was the Open Girls Race with awards going to the top fourteen finishers. Leading the way were Dani Manna and senior tri-captain Jenny Ford who each raced with an extremely high level of intensity. The wind was at its apex during the open races and it was inspiring to watch our team attack the challenging conditions as they raced to a second place team showing demonstrating the tremendous depth our team possesses. Dani and Jenny ended up 2nd and 3rd overall to lead the team. Their times would have placed them 5th and 7th on our varsity squad. Joining them on the awards stand was senior tri-captain Britta Conrad who ran an inspiring race herself with her 6th place effort. The best way to lead is by example and Britta ALWAYS does. Jeni Bergles, and Catie Nelson closed the scoring with tremendous efforts themselves with strong 21st and 24th place showings. Great job, Ladies,. Your performances turned more than a few heads in SHOCK. Way To Roll.

Last, but certainly not least, were the open boys who raced to a strong 5th place team showing. Leading the way was senior tri-captain Mickey Christensen who was running like a man possessed (I mean that in a good way Pastor Chenoweth.) Call it senior pride (Dan Hanford certainly did) or call it running like a King should (he was this year's Homecoming King.) The bottom line is, Mickey exploded off the line at the gun and never looked back as he ran the race of his life and grabbed 21s placet in the loaded field. Not far behind were: Evan Koisti, Oliver Newton, and Jesse Mohr, all of whom cracked the top 40 with their 29th, 32nd, and 36th places. Hunter Kuffel, Alec Damitz, Jay Wilson, and Michael Neuwhoner closed the meet with strong 45th, 47th, 57th, and 62nd places. Way to race with PASSION AND PURPOSE. WAY TO RACE WITH PRIDE.

Geneseo 6th at NIB12 boys' and girls' cross country meets

By Caleb Horvath
sports@qconline.com

GENESEO — The Northern Illinois Big 12 cross country meet, arguably the strongest 2A conference in the state for the sport, provided Geneseo with a strong test heading into the postseason.

Though placing sixth out of 12 teams, the Maple Leafs came away from the event, held at Richmond Hill Park in Geneseo, quite pleased.

Without Kyle Relling, one of its two best runners, after he suffered a broken wrist in a marching band accident three weeks ago, Geneseo stood up to the competition, a field with four of the top 15 teams in the state. They finished in the middle of the pack with 137 points, trailing state-power Yorkville (40), DeKalb (94), Kaneland (98), Sycamore (116), and Dixon (119).

"This is a phenomenal field — it's absolutely loaded," Geneseo coach Don Fredericks said. "It's a bit of a disadvantage hosting the event from a coaching standpoint, but it's great for the kids and for the parents to not have to travel to another community. There's a lot of support out here."

The Maple Leafs were led by their other top runner, Jordan Starkey, who performed exceptionally well in the windy conditions. He finished in a team-best sixth place out of 81 boys with a time of 16:35.30. Having the spotlight to himself was a challenge he took head-on, giving him a strong effort heading into next Saturday's Galesburg Regional, where Geneseo will have Relling back.

"The wind was definitely a factor, going up those hills," Starkey said. "But overall, I felt good throughout the entire race. Getting Kyle back will be huge for us."

"Jordan had the race of his life," added Fredericks.

Dixon's Simon Thorpe won the race, crossing the finish line at 16:01.60, almost 11 seconds ahead of runner-up Marc Dubrick of DeKalb. Other top Maple Leafs finishers were Mitchell Lawson (27th, 17:29.84) and Dan Hanford (31st, 17:42.21).

Like the boys, the Geneseo girls finished in sixth with 142 points in the 12-team field that included an astounding six teams ranked in the top 15 in the state. Yorkville came out victorious, with 32 points, including four runners in the top 8. Trailing Yorkville were Kaneland (61), DeKalb (72), Dixon (101) and Sycamore (136).

Emily Ford had the low-time for Geneseo, placing 11th, sneaking onto the 11-girl all-conference team. Ford ran the race in 19:29.71, about 51 seconds behind the winner, DeKalb's Kelsey Schradler (18:38.46).

"It was a tough course, and it's pretty cold out," Ford said. "This meet has some really good competition. Even though I didn't place where I wanted to, I'm still confident. I think we are all peaking at the right, lowering our times."

"It was a tough race for Emily," Fredericks said. "She's competing against five all-staters out there. I know she hoped she'd finish with a little higher place, but she made first-team (all-conference). It was a gutsy performance."

Finishing four spots behind Ford was fellow Maple Leaf Paige Gatter, who finished with a time of 19:55.01, good for 15th place. Other notable Geneseo runners were Maggie Schlindwein (36th) and Morgan Kelly (37th).




Photo by Amy Carton




Photo by Amy Carton

EMILY FORD leads the Geneseo girls' team at the NIB 12 Conference Meet.

MITCHELL LAWSON looks to gain ground on the lead pack for the Leafs.

Geneseo boys and girls place sixth at conference

By **AMY CARTON**
Sports Editor

With many of the top runners and teams in the state converging on Geneseo's Richmond Hill Oct. 15 for the NIB 12 Conference Meet, the Geneseo cross country teams knew they would be in for a battle.

When the final numbers were tallied, both the girls' and boys' teams placed sixth in the conference.

"It is a mixed bag of emotions on being sixth," said head coach Don Fredericks. "One of our goals is always to contend for the conference championship, but we did have about 90

percent of our team run lifetime bests on Saturday."

For the girls, Emily Ford earned first-team all-conference honors with an 11th-place finish with a time of 19 minutes and 29.71 seconds.

"Emily smashed the

Please see ■ **NIB 12, A13**

school record for the course and finished 11th, so that puts it into perspective what a premier conference this is," said Fredericks.

Paige Gatter came in second for the Lady Leaf squad in 15th place at 19:55.01, while Maggie Schlindwein took 36th in 21:27.29 and Morgan Kelly, 37th in 21:30.65.

Katie Lynch placed 43rd in 22:17.68, followed by Amber Fobert in 44th at 22:29.93 and Sarah Dellett, 45th, 22:32.11.




Photo by Amy Carton

DAN HANFORD tries to keep pace with the lead pack at the NIB 12 Conference Meet Oct. 15.




Photo by Amy Carton

MORGAN KELLY takes on one of the hills of the Richmond Hill course Oct. 15 during the varsity girls' race.

Jordan Starkey led the boys' team and earned first team all-conference honors with a sixth-place finish as he crossed the finish line in 16:35.30.

"The temps were good, but the wind was blowing, so to have so many personal records in those conditions is just jaw dropping," said Fredericks. "The kids really did raise the bar, and I am proud of them."

Mitchell Lawson was the next GHS runner to cross the finish line in 27th at 17:29.84, followed by Dan Hanford in 31st at 17:42.21.

Mitchell Lamb came in 36th at 17:50.25, while David Chenoweth placed 37th in 17:51.32; Sean Lillis, 38th, 17:52.13; and Marcus Gagnon, 46th, 18:07.47.

The girls' freshmen/sophomore team placed second with finishes from Jessa Coulter, fourth, 21:56.18; Katie Puls, fifth, 22:42.97; Mikayla Bowton, 12th, 23:54.20; Rachel Smith, 17th, 24:54.91; Courtney Backes, 18th, 24:59.99; and Rori Westerlund, 21st, 25:28.07.

The F/S boys' team came in fourth with finishes from Chaise Blakley, eighth, 18:46.11; Tony Gatter, 10th, 18:53.93; Nolan Fassett, 18th, 19:44.86; Bryce Gramling, 36th, 20:44.19; Tom Jackson, 51st, 24:08.21; Sean Pemble, 52nd, 24:13.83; and Marcus Shinn, 53rd, 24:14.98.

Open race results are as follows: Girls: Dani Manna, second, 21:48.17; Jenny Ford, third, 22:06.50; Britta Conrad, sixth, 23:33.53; Jeni Bergles, 21st, 26:26.21; and Catie Nelson, 24th, 26:56.57. Boys: Mickey Christensen, 21st, 19:40.53; Evan Koisti, 29th, 20:12.37; Oliver Newton, 32nd, 20:27.54; Jesse Mohr, 36th, 20:49.57; Hunter Kuffel, 45th, 22:03.34;

Oct. 22.

"I think our conference meet should help us for regionals," said Fredericks. "It is a very competitive regional, but it is nothing like our conference."

Alec Damitz, 47th, 22:14.40; Jay Wilson, 57th, 24:12.04; and Michael Neuwohner, 62nd, 27:08.80.

Geneseo will be in action this weekend in the Galesburg Regional at 10:30 a.m.

2011 NIB XII Conference Meet Team Split Page

- **Date:** 10/15/11
- **Site:** Richmond Hill Park
- **Racing Distance:** 3.00 Miles
- **Weather Conditions:** 58 degrees...with wind 15 - 20 mph (with gusts up to 25 mph)

GIRLS TEAM

Time	Ahtlete	Yr	Place	Race	1-Mile	2-Mile
19:29	Emily Ford	11	11	Var	6:18	12:54
19:55	Paige Gatter	12	15	Var	6:26	13:15
21:27	Maggie Schlindwein	11	36	Var	6:45	14:10
21:30	Morgan Kelly	10	37	Var	6:50	14:20
21:48	Dani Manna	10	2	Open	7:03	14:24
21:56	Jessa Coulter	10	4	F/S	7:06	14:37
22:06	Jenny Ford	12	3	Open	7:04	14:47
22:17	Katie Lynch	10	43	Var	6:51	14:44
22:29	Amber Fobert	11	44	Var	6:51	14:35
22:32	Sarah Dellett	10	45	Var	7:10	15:06
22:42	Katie Puls	09	5	F/S	7:42	15:28
23:33	Britta Conrad	12	6	Open	7:35	15:41
23:54	Mikayla Bowton	09	12	F/S	7:58	16:02
24:54	Rachel Smith	10	17	F/S	7:57	16:37
24:59	Cortney Backes	10	18	F/S	7:58	16:48
25:28	Rori Westerlund	10	21	F/S	8:16	17:06
26:26	Jenny Bergles	11	21	Open	8:51	17:51
26:56	Catie Nelson	12	24	Open	8:24	17:50
DNC	Rachel Ganson Natalia Mangieri	11 10				
18:38	Race Leader (Var)	10	1	Var	6:17	12:40
21:23	Race Leader (F/S)	09	1	F/S	7:03	14:20
21:26	Race Leader (Open)	11	1	Open	7:02	14:24
	Geneseo Spread 1-5: (2:19) 1-7: (2:37) 1-10: (3:03)					

BOYS TEAM

Time	Ahtlete	Yr	Place	Race	1-Mile	2-Mile
16:35	Jordan Starkey	11	6	Var	5:22	11:05
17:29	Mitchell Lawson	11	27	Var	5:34	11:40

17:42	Dan Hanford	12	31	Var	5:51	11:50
17:50	Mitchell Lamb	10	36	Var	5:51	12:00
17:51	David Chenoweh	09	37	Var	5:51	12:00
17:52	Sean Lillis	12	38	Var	5:51	11:58
18:07	Marcus Gagnon	11	46	Var	5:51	12:00
18:46	Chaise Blakley	10	8	F/S	6:05	12:35
18:53	Tony Gatter	10	10	F/S	6:10	12:43
19:40	Mickey Christensen	12	21	Open	6:15	12:57
19:44	Nolan Fassett	09	18	F/S	6:23	13:03
20:12	Evan Koisti	11	29	Open	6:29	13:15
20:27	Oliver Newton	12	32	Open	6:35	13:34
20:44	Bryce Gramling	11	36	F/S	6:31	13:32
20:49	Jesse Mohr	12	36	Open	6:27	13:46
22:03	Hunter Kuffel	11	45	Open	7:10	14:46
22:14	Alec Damitz	11	47	Open	7:07	14:44
24:08	Tom Jackson	09	51	F/S	7:42	15:44
24:12	Jay Wilson	11	57	Open	7:46	16:04
24:13	Sean Pemble	09	52	F/S	7:41	15:40
24:14	Marcus Shinn	10	53	F/S	7:42	15:55
27:08	Michael Neuwhoner	11	62	Open	8:35	17:40
DNC	Kyle Reiling Seth Stewart	12 11				
16:01	Race Leader (Var)	10	1	Var	5:21	10:45
17:01	Race Leader (F/S)	09	1	F/S	5:31	11:16
17:48	Race Leader (Open)	11	1	Open	5:52	12:08
	Geneseo Spread 1-5: (1:16) 1-7: (1:32) 1-10: (3:05)					

This is a site.

2011 NIB XII Conferene Meet - 10/15/2011

10/15/2011

Rankings

Event 1 Girls 3 Mile Run CC Varsity Girls

Team Scores

Rank	Team	Total	1	2	3	4	5	*6	*7	*8	*9
1	Yorkville	32	2	4	6	8	12	22	25		
	Total Time:	1:35:59.72									
	Average:	19:11.95									
2	Kaneland	61	5	9	10	18	19	26	31		
	Total Time:	1:38:12.22									
	Average:	19:38.45									
3	DeKalb	72	1	13	14	21	23	30	48		
	Total Time:	1:38:44.02									
	Average:	19:44.81									
4	Dixon	101	3	16	20	28	34				
	Total Time:	1:41:22.06									
	Average:	20:16.42									
5	Sycamore	136	7	27	29	35	38	47	51		
	Total Time:	1:44:10.55									
	Average:	20:50.11									
6	Geneseo	142	11	15	36	37	43	44	45		
	Total Time:	1:44:40.34									
	Average:	20:56.07									
7	Sterling	205	17	41	42	46	59	61	64		
	Total Time:	1:50:43.69									
	Average:	22:08.74									
8	Rochelle	208	24	32	33	49	70				
	Total Time:	1:51:09.19									
	Average:	22:13.84									
9	Morris	237	39	40	50	53	55	56	65		
	Total Time:	1:53:19.49									
	Average:	22:39.90									
10	Ottawa	291	52	54	58	60	67	69	72		
	Total Time:	1:58:07.55									
	Average:	23:37.51									
11	LaSalle-Peru	337	62	63	68	71	73				
	Total Time:	2:04:08.60									
	Average:	24:49.72									
12	Streator	348	57	66	74	75	76				
	Total Time:	2:11:50.04									
	Average:	26:22.01									

2011 NIB XII Conferene Meet - 10/15/2011

10/15/2011

Results

#1 Girls 3 Mile Run CC Varsity Girls

Comp#	Name	School	Time	Points
1	17 Schrader, Kelsey 10	DeKalb	18:38.46	
2	397 Hester, Ali 12	Yorkville	18:54.09	
3	47 Schwarz, Brittany 11	Dixon	18:54.62	
4	399 Kramer, Casey 11	Yorkville	19:02.58	
5	109 Clinton, Victoria 09	Kaneland	19:05.64	
6	406 Palmer, Leena 12	Yorkville	19:08.76	
7	333 Lalowski, Maggie 10	Sycamore	19:17.65	
8	414 Stuepfert, Bri 11	Yorkville	19:18.20	
9	117 Lodwig, Aislinn 09	Kaneland	19:27.17	
10	110 Dodis, Abby 11	Kaneland	19:27.97	
11	68 Ford, Emily 11	Geneseo	19:29.71	
12	383 Bell, Esther 12	Yorkville	19:36.09	
13	6 Dlabal, Danielle 11	DeKalb	19:37.90	
14	5 Diedrich, Desa 12	DeKalb	19:53.26	
15	71 Gatter, Paige 12	Geneseo	19:55.01	
16	48 Sondgeroth, Tiara 12	Dixon	20:00.43	
17	280 Sanchez, Mercedes 09	Sterling	20:03.10	
18	106 Brundige, Maggie 11	Kaneland	20:03.69	
19	116 Lesak, Amanda 11	Kaneland	20:07.75	
20	46 Pitman, Katie 10	Dixon	20:13.54	
21	3 Bothe, Christin 11	DeKalb	20:14.89	
22	403 Leonetti, Ashley 12	Yorkville	20:18.54	
23	19 York, Monica 10	DeKalb	20:19.51	
24	246 Dobbs, Michelle 11	Rochelle	20:30.95	
25	402 Leedy, Kelsey 10	Yorkville	20:37.30	
26	108 Castellanos, Ashley 11	Kaneland	20:37.54	
27	338 Morreale, Morgan 11	Sycamore	20:43.45	
28	50 Wildman, Whitney 10	Dixon	20:53.51	
29	321 Cole, Stephanie 10	Sycamore	21:04.66	
30	16 Schafer, Sara 10	DeKalb	21:06.55	
31	120 Strang, Sydney 10	Kaneland	21:10.90	
32	247 Gille, Hannah 10	Rochelle	21:12.77	
33	250 Plapp, Emily 12	Rochelle	21:13.22	
34	43 Johnson, Kate 12	Dixon	21:19.96	
35	347 Strack, Tessa 12	Sycamore	21:23.52	
36	78 Schlindwein, Maggie 11	Geneseo	21:27.29	
37	72 Kelly, Morgan 10	Geneseo	21:30.65	
38	332 Johnson, Kendra 12	Sycamore	21:41.27	
39	175 Burns, Sara 10	Morris	21:54.97	
40	182 Gile, Bridget 09	Morris	21:56.51	
41	279 McPherson, Carrie 12	Sterling	22:06.22	
42	274 Crossley, Emily 11	Sterling	22:16.39	
43	73 Lynch, Katie 10	Geneseo	22:17.68	
44	67 Fobert, Amber 11	Geneseo	22:29.93	
45	66 Dellett, Sarah 10	Geneseo	22:32.11	
46	282 Wolfe, Alayna 11	Sterling	22:37.23	
47	339 Ocher, Kylie 10	Sycamore	22:41.42	
48	14 Meares, Malerie 11	DeKalb	22:43.70	
49	248 Hoiness, Shelby 12	Rochelle	22:47.50	
50	184 Pfaff, Anna 12	Morris	22:52.14	
51	343 Schroeder, Amy 10	Sycamore	22:53.17	
52	227 Ward, Megan 10	Ottawa	23:01.36	
53	187 Stinnette, Mariah 12	Morris	23:12.87	
54	219 Cameron, Megan 10	Ottawa	23:15.77	

2011 NIB XII Conferene Meet - 10/15/2011**10/15/2011****Results****....#1 Girls 3 Mile Run CC Varsity Girls**

55	185	Pfaff, Valerie	10	Morris	23:23.00
56	188	Thayer, Katie	12	Morris	23:27.28
57	301	Gutz, Sarah	11	Streator	23:34.46
58	228	Warren, Allison	10	Ottawa	23:36.50
59	275	Franque, Mary	11	Sterling	23:40.75
60	222	Mach, Maddy	11	Ottawa	23:41.97
61	281	Welch, Liz	12	Sterling	23:45.13
62	159	Washkowiak, Julia	11	LaSalle-Peru	23:48.23
63	156	Rodriguez, Mayra	12	LaSalle-Peru	23:50.33
64	272	Cano, Yessina	11	Sterling	23:51.65
65	177	Corrigan, Sydney	11	Morris	24:20.49
66	302	Ramirez, Lilly	10	Streator	24:28.26
67	226	Sumler, Kaitlin	09	Ottawa	24:31.95
68	154	Liesse, Mary	12	LaSalle-Peru	24:49.97
69	225	Oley, Autumn	09	Ottawa	25:18.80
70	245	Bowers, Shannon	11	Rochelle	25:24.75
71	158	Washkowiak, Gabrielle	11	LaSalle-Peru	25:26.75
72	223	Nelson, Kelli	11	Ottawa	26:01.50
73	157	Valle, Sarah	12	LaSalle-Peru	26:13.32
74	300	Gula, Haley	10	Streator	26:44.58
75	299	Cline, Alivea	11	Streator	27:25.21
76	303	Werner, Krissy	12	Streator	29:37.53

2011 NIB XII Conferene Meet - 10/15/2011**10/15/2011****Rankings****Event 3 Girls 3 Mile Run CC Frosh / Soph Girls****Team Scores**

Rank	Team	Total	1	2	3	4	5	*6	*7	*8	*9
1	Yorkville	21	1	2	3	6	9	10	12		
	Total Time: 1:51:45.34										
	Average: 22:21.07										
2	Geneseo	44	4	5	8	13	14	15			
	Total Time: 1:58:28.25										
	Average: 23:41.65										
3	Morris	69	7	11	16	17	18				
	Total Time: 2:07:20.41										
	Average: 25:28.09										
4	Sycamore	105	19	20	21	22	23				
	Total Time: 2:29:38.46										
	Average: 29:55.70										

2011 NIB XII Conferene Meet - 10/15/2011

10/15/2011

Results

#3 Girls 3 Mile Run CC Frosh / Soph Girls

Comp#	Name	School	Time	Points
1	408 Reese, Olivia 09	Yorkville	21:23.46	
2	400 Kreischer, Kylie 10	Yorkville	21:40.64	
3	411 Scull, Kaelyn 10	Yorkville	21:52.41	
4	65 Coulter, Jessa 10	Geneseo	21:56.18	
5	77 Puls, Katie 09	Geneseo	22:42.97	
6	384 Bosman, Anieka 09	Yorkville	22:44.80	
7	118 Piazza, Anna 10	Kaneland	23:00.71	
8	115 Kucera, Jessica 09	Kaneland	23:10.48	
9	41 Dregenber, Shana 09	Dixon	23:22.71	
10	44 Kitzman, Sydney 09	Dixon	23:46.16	
11	181 Gallick, Katherine 09	Morris	23:47.48	
12	63 Bowton, Mikayla 09	Geneseo	23:54.20	
13	387 Dalton, Tatum 10	Yorkville	24:04.02	
14	391 Fincher, Margie 10	Yorkville	24:06.66	
15	179 Erickson, Katie 10	Morris	24:42.52	
16	415 Stuepfert, Brook 09	Yorkville	24:43.05	
17	79 Smith, Rachel 10	Geneseo	24:54.91	
18	61 Backes, Cortney 11	Geneseo	24:59.99	
19	45 Oldenthal, Sam 09	Dixon	25:07.10	
20	220 Harris, Cheyene 10	Ottawa	25:13.90	
21	80 Westerlund, Rori 10	Geneseo	25:28.07	
22	155 Pippin, Breana 10	LaSalle-Peru	25:36.34	
23	36 Altenbeg, Haylee 10	Dixon	25:53.37	
24	178 Davy, Maddie 10	Morris	26:02.86	
25	174 Burling, Emily 09	Morris	26:14.69	
26	173 Ashworth, Emily 10	Morris	26:32.86	
27	217 Bower, Lexi 09	Ottawa	28:04.42	
28	340 Penton, Brianna 09	Sycamore	28:04.86	
29	319 Bigelow, Alyssa 09	Sycamore	28:19.79	
30	346 Stolarski, Nicole 09	Sycamore	30:22.78	
31	325 Findley, Falon 09	Sycamore	31:13.80	
32	111 Geller, Breana 09	Kaneland	31:34.46	
33	322 Daniels, Maddy 09	Sycamore	31:37.23	

2011 NIB XII Conferene Meet - 10/15/2011

10/15/2011

Rankings

Event 5 Girls 3 Mile Run CC Open Girls

Team Scores

Rank	Team	Total	1	2	3	4	5	*6	*7	*8	*9
1	Yorkville	34	1	4	7	10	12	13	14		
	Total Time:	1:59:13.99									
	Average:	23:50.80									
2	Geneseo	41	2	3	5	15	16				
	Total Time:	2:00:50.98									
	Average:	24:10.20									
3	Sycamore	51	6	8	9	11	17	18	19		
	Total Time:	2:04:56.20									
	Average:	24:59.24									

2011 NIB XII Conference Meet - 10/15/2011

10/15/2011

Results

#5 Girls 3 Mile Run CC Open Girls

Comp#	Name	School	Time Points
1	394 Foster, Lindsay 11	Yorkville	21:26.04
2	75 Manna, Dani 11	Geneseo	21:48.17
3	69 Ford, Jenny 12	Geneseo	22:06.50
4	12 Maeder, Marissa 11	DeKalb	23:14.96
5	390 Falche, Alana 10	Yorkville	23:24.47
6	64 Conrad, Britta 12	Geneseo	23:33.53
7	324 Ericson, Megan 11	Sycamore	23:52.02
8	121 Tovar, Carolina 12	Kaneland	23:57.08
9	407 Payne, Caili 09	Yorkville	24:08.74
10	345 Shippy, Autumn 12	Sycamore	24:11.57
11	271 Anderson, Shawna 12	Sterling	24:16.69
12	336 Martin, Rachael 12	Sycamore	24:43.23
13	405 Neimeyer, Alyssa 09	Yorkville	25:00.09
14	330 Hamil, Kelsey 11	Sycamore	25:02.37
15	2 Baker, Holly 09	DeKalb	25:04.48
16	382 Augius, Rachel 09	Yorkville	25:14.65
17	393 Foster, Caitie 11	Yorkville	25:56.45
18	119 Ring, Natasha 11	Kaneland	26:12.64
19	413 Strobels, Rachel 09	Yorkville	26:13.74
20	114 Jennings, Lisa 11	Kaneland	26:24.03
21	62 Bergles, Jeni 11	Geneseo	26:26.21
22	4 Brown, Jasmine 11	DeKalb	26:38.96
23	392 Fiorito, Angela 10	Yorkville	26:41.95
24	76 Nelson, Catie 12	Geneseo	26:56.57
25	341 Phelps, Paige 11	Sycamore	27:07.01
26	183 Hesslau, Hannah 11	Morris	27:20.63
27	335 Maniaci, Concetta 11	Sycamore	27:30.44
28	221 Harsted, Haley 11	Ottawa	27:44.66
29	186 Roth, Maggie 11	Morris	28:25.65
30	278 Martinez, Charisma 12	Sterling	28:29.10
31	273 Castro, Paola 11	Sterling	28:50.93
32	251 Ranahan, Sarah 10	Rochelle	28:59.70
33	337 Mollman, Megan 12	Sycamore	29:01.57
34	13 McGaughey, Erin 11	DeKalb	29:09.08
35	386 Bridwell, Alexa 10	Yorkville	31:26.14
36	107 Carbonara, Angalia 11	Kaneland	31:34.07

2011 NIB XII Conferene Meet - 10/15/2011

10/15/2011

Rankings

Event 2 Boys 3 Mile Run CC Varsity Boys

Team Scores

Rank	Team	Total	1	2	3	4	5	*6	*7	*8	*9
1	Yorkville	40	3	4	8	9	16	24	26		
	Total Time:	1:23:04.33									
	Average:	16:36.87									
2	DeKalb	94	2	12	15	30	35	42	47		
	Total Time:	1:25:20.46									
	Average:	17:04.10									
3	Kaneland	98	5	17	19	23	34	41	43		
	Total Time:	1:25:43.00									
	Average:	17:08.60									
4	Sycamore	116	10	13	21	32	40	51	65		
	Total Time:	1:26:16.51									
	Average:	17:15.31									
5	Dixon	119	1	11	25	33	49				
	Total Time:	1:26:13.86									
	Average:	17:14.77									
6	Geneseo	137	6	27	31	36	37	38	46		
	Total Time:	1:27:28.92									
	Average:	17:29.79									
7	Sterling	189	7	22	50	52	58	60	74		
	Total Time:	1:29:38.15									
	Average:	17:55.63									
8	Rochelle	209	14	28	45	55	67	77			
	Total Time:	1:30:46.96									
	Average:	18:09.40									
9	Morris	223	20	29	53	59	62	63	66		
	Total Time:	1:31:19.69									
	Average:	18:15.94									
10	Ottawa	252	39	44	48	57	64	72	73		
	Total Time:	1:32:11.81									
	Average:	18:26.37									
11	LaSalle-Peru	271	18	54	61	68	70	76	78		
	Total Time:	1:34:02.21									
	Average:	18:48.45									
12	Streator	350	56	69	71	75	79	80	81		
	Total Time:	1:41:45.41									
	Average:	20:21.09									

2011 NIB XII Conference Meet - 10/15/2011

10/15/2011

Results

#2 Boys 3 Mile Run CC Varsity Boys

Comp#	Name	School	Time Points
1	59 Thorpe, Simon 10	Dixon	16:01.60
2	22 Dubrick, Marc 11	DeKalb	16:12.52
3	418 Arcara, Zak 11	Yorkville	16:16.42
4	436 Harrison, Nick 11	Yorkville	16:29.36
5	126 Carter, Kyle 10	Kaneland	16:30.29
6	103 Starkey, Jordan 11	Geneseo	16:35.30
7	289 Harkness, Dylan 12	Sterling	16:36.80
8	419 Baker, Eric 11	Yorkville	16:37.52
9	440 Kellogg, Chris 12	Yorkville	16:37.77
10	375 Stice, Mark 10	Sycamore	16:39.32
11	55 Mitchell, Skylar 10	Dixon	16:42.45
12	28 Martin, Patrick 11	DeKalb	16:45.07
13	349 Aase, Zach 12	Sycamore	16:49.83
14	268 Smith, Kevin 12	Rochelle	16:53.19
15	27 Martin, Colin 11	DeKalb	16:59.19
16	457 Vacha, Justin 10	Yorkville	17:03.26
17	138 Meisenger, John 11	Kaneland	17:04.20
18	172 Walker, Vincent 12	LaSalle-Peru	17:05.98
19	129 Huber, Brandon 11	Kaneland	17:08.00
20	214 Wantland, Jacob 09	Morris	17:08.68
21	355 Emmert, David 11	Sycamore	17:09.48
22	290 Landis, Josh 12	Sterling	17:10.08
23	130 Johnson, Conor 11	Kaneland	17:14.56
24	424 Callahan, Jake 12	Yorkville	17:20.72
25	58 Sondgeroth, Cody 10	Dixon	17:24.42
26	445 O'Malley, Shawn 11	Yorkville	17:27.40
27	94 Lawson, Mitchell 11	Geneseo	17:29.84
28	264 Rivera, Tyler 11	Rochelle	17:32.32
29	200 Hougas, Heath 12	Morris	17:33.73
30	23 Greenwood, Tyler 11	DeKalb	17:35.90
31	89 Hanford, Dan 12	Geneseo	17:42.21
32	365 Millberg, Adam 09	Sycamore	17:43.41
33	54 Grady, Evan 09	Dixon	17:44.14
34	125 Brundige, Clayton 12	Kaneland	17:45.95
35	20 Bates, Dalton 12	DeKalb	17:47.78
36	93 Lamb, Mitchell 10	Geneseo	17:50.25
37	82 Chenoweth, David 09	Geneseo	17:51.32
38	95 Lillis, Sean 12	Geneseo	17:52.13
39	234 Frick, Adam 11	Ottawa	17:53.08
40	373 Ruetten, Nathan 12	Sycamore	17:54.47
41	122 Acosta, Luis 10	Kaneland	17:55.43
42	26 Hietanen, Isaac 10	DeKalb	17:59.30
43	137 Marin, Miroljub 12	Kaneland	18:01.92
44	236 Mach, Wyatt 11	Ottawa	18:02.91
45	262 Pedraza, Gabe 09	Rochelle	18:03.96
46	86 Gagnon, Marcus 11	Geneseo	18:07.47
47	32 Neidel, TJ 11	DeKalb	18:10.44
48	230 Armstrong, Ken 10	Ottawa	18:14.07
49	60 Trevino, Austin 10	Dixon	18:21.24
50	284 Alston, Zach 09	Sterling	18:24.32
51	374 Ruud, Erik 12	Sycamore	18:29.76
52	287 Dir, Keaton 10	Sterling	18:30.50
53	216 Wilson, Jacob 12	Morris	18:32.76
54	170 Postula, Taylor 11	LaSalle-Peru	18:34.54

2011 NIB XII Conference Meet - 10/15/2011

10/15/2011

Results

....#2 Boys 3 Mile Run CC Varsity Boys

55	259	Huftalin, Frank	12	Rochelle	18:41.85
56	315	Welch, Nathan	12	Streator	18:44.66
57	229	Armstrong, Chandler	09	Ottawa	18:48.28
58	288	Dirks, Matthew	12	Sterling	18:56.45
59	195	Fatlan, Austin	10	Morris	18:58.31
60	293	Rocha, Ethan	09	Sterling	19:00.67
61	166	Halm, Matt	11	LaSalle-Peru	19:03.87
62	204	Marino, Nick	10	Morris	19:06.21
63	210	Sjostrom, Justin	11	Morris	19:12.58
64	243	Wolfe, Thomas	12	Ottawa	19:13.47
65	364	Mathey, John	12	Sycamore	19:19.85
66	213	Wihelmsen, Blake	12	Morris	19:21.37
67	261	Miller, Bradlee	11	Rochelle	19:35.64
68	161	Boyer, Jonathan	12	LaSalle-Peru	19:36.21
69	306	Fuentes, Mario	12	Streator	19:39.79
70	160	Barcidore, Drew	11	LaSalle-Peru	19:41.61
71	314	Tofoya, Michael	12	Streator	19:42.52
72	238	Nelson, Nathanael	10	Ottawa	19:55.72
73	232	Curtis, Mason	09	Ottawa	19:59.95
74	295	Trancoso, Dakota	10	Sterling	20:05.65
75	308	Kerestes, Brian	09	Streator	20:35.09
76	163	Christmann, Zachary	11	LaSalle-Peru	20:35.94
77	256	Durancik, Bryan	12	Rochelle	20:43.53
78	167	Hines, Joey	12	LaSalle-Peru	20:47.67
79	311	Mesarchik, Kyle	09	Streator	23:03.35
80	309	Lawless, Steven	10	Streator	23:23.64
81	310	Macias, Isaias	11	Streator	24:41.89

2011 NIB XII Conferene Meet - 10/15/2011

10/15/2011

Results

#4 Boys 3 Mile Run CC Frosh / Soph Boys

Comp#	Name	School	Time Points
1	437 Hoffert, Jake 09	Yorkville	17:01.27
2	438 Hoffert, Luke 09	Yorkville	17:16.75
3	447 Piszczek, Caleb 10	Yorkville	18:13.14
4	124 Bower, Ryan 10	Kaneland	18:17.11
5	456 Tweedy, Nolan 10	Yorkville	18:20.40
6	133 Kucera, Nathaniel 10	Kaneland	18:37.20
7	207 Robinson, Eric 10	Morris	18:45.60
8	81 Blakley, Chaise 10	Geneseo	18:46.11
9	429 D'Alessandro, Rayne 10	Yorkville	18:47.51
10	87 Gatter, Tony 10	Geneseo	18:53.93
11	143 Park, Brandon 09	Kaneland	18:54.75
12	191 Bjelland, Evan 09	Morris	19:11.73
13	348 Aase, Nick 10	Sycamore	19:12.98
14	453 Skogsberg, Richard 10	Yorkville	19:17.79
15	127 Cutsinger, Phillip 10	Kaneland	19:20.62
16	35 Wellendorf, Nathan 09	DeKalb	19:26.06
17	269 VanVickle, Zech 10	Rochelle	19:40.38
18	85 Fassett, Nolan 09	Geneseo	19:44.86
19	134 Kuipers, Dylan 10	Kaneland	19:46.12
20	423 Brant, Mason 9	Yorkville	19:49.98
21	296 Wolfe, Hunter 10	Sterling	19:56.20
22	240 Vandervort, Collin 10	Ottawa	20:01.35
23	206 Patterson, Austin 09	Morris	20:02.13
24	367 Minnahan, Jonah 09	Sycamore	20:03.06
25	257 Goshko, Joe 10	Rochelle	20:04.97
26	258 Hager, TC 10	Rochelle	20:06.73
27	263 Rivera, Alex 09	Rochelle	20:08.63
28	369 Peterson, Jordan 10	Sycamore	20:09.01
29	362 Lerohl, Michael 09	Sycamore	20:17.07
30	235 Jacobs, Matt 09	Ottawa	20:18.88
31	372 Ruetten, Jason 09	Sycamore	20:24.82
32	198 Hesslau, Jake 09	Morris	20:29.54
33	192 DeGrush, Tristan 09	Morris	20:35.99
34	197 Gerhart, Chrstian 10	Morris	20:40.11
35	201 Kukman, Brock 10	Morris	20:43.93
36	88 Gramling, Bryce 10	Geneseo	20:44.19
37	265 Silva, Pablo 09	Rochelle	20:48.81
38	231 Buhr, Trevor 10	Ottawa	20:51.19
39	151 Walker, James 09	Kaneland	20:59.17
40	24 Gridley, Granger 09	DeKalb	21:02.94
41	260 Huftalin, Noah 10	Rochelle	21:05.47
42	171 Taylor, Justin 10	LaSalle-Peru	21:08.35
43	53 Brinkmeier, Trent 10	Dixon	21:10.31
44	377 Swedberg, Jeremy 09	Sycamore	21:23.58
45	131 Justus, Zachary 09	Kaneland	21:42.55
46	52 Bonnewell, Alec 10	Dixon	21:55.79
47	368 Nelson, Cole 10	Sycamore	22:10.50
48	162 Broset, Andrew 09	LaSalle-Peru	22:12.26
49	169 Postula, Drake 09	LaSalle-Peru	22:18.19
50	21 Bedford, Shamon 09	DeKalb	24:02.17
51	90 Jackson, Tom 09	Geneseo	24:08.21
52	100 Pemble, Sean 09	Geneseo	24:13.83
53	102 Shinn, Marcus 10	Geneseo	24:14.98
54	233 Finn, Max 09	Ottawa	24:25.94
55	34 Velasco, Juan 09	DeKalb	24:38.32

2011 NIB XII Conferene Meet - 10/15/2011

10/15/2011

Results

#6 Boys 3 Mile Run CC Open Boys

Comp#	Name	School	Time	Points
1	441 King, Brad 11	Yorkville	17:48.81	
2	149 Rehkopf, Nate 12	Kaneland	18:00.13	
3	31 Meyers, Chris 12	DeKalb	18:15.66	
4	132 Kigyos, Brad 11	Kaneland	18:21.28	
5	359 Hickey, Conner 12	Sycamore	18:22.57	
6	145 Paulson, Ryan 11	Kaneland	18:25.96	
7	123 Albano, Nicholas 11	Kaneland	18:27.44	
8	25 Harness, Troy 11	DeKalb	18:37.06	
9	421 Beerup, Brandon 12	Yorkville	18:45.99	
10	29 Marx, Jacob 11	DeKalb	18:46.69	
11	142 Celaya, Eduardo 12	Kaneland	18:47.16	
12	146 Peterson, Kelvin 12	Kaneland	18:50.80	
13	150 Stott, Marcus 11	Kaneland	18:54.88	
14	380 Wolf, Shawn 11	Sycamore	18:55.95	
15	454 Stenger, John 12	Yorkville	19:02.91	
16	152 Wido, Christopher 11	Kaneland	19:14.37	
17	357 Guss, John 11	Sycamore	19:18.15	
18	352 Brundies, Jacob 12	Sycamore	19:23.18	
19	379 Weberpal, Henry 12	Sycamore	19:27.36	
20	139 Messina, Nick 11	Kaneland	19:28.07	
21	83 Christensen, Mickey 12	Geneseo	19:40.53	
22	135 Kuipers, Joe 11	Kaneland	19:53.36	
23	451 Sandor, Eddie 11	Yorkville	19:54.29	
24	291 Mackey, Chris 11	Sterling	20:05.37	
25	57 Simpson, Dakota 11	Dixon	20:06.28	
26	189 Ascolani, Anthony 11	Morris	20:08.56	
27	208 Rodriguez, Dan 12	Morris	20:08.95	
28	141 Miller, Brayden 11	Kaneland	20:12.04	
29	91 Koisti, Evan 11	Geneseo	20:12.37	
30	202 Lamaze, Geoff 11	Morris	20:14.11	
31	128 Furco, Frankie 12	Kaneland	20:23.39	
32	98 Newton, Oliver 12	Geneseo	20:27.54	
33	430 Daugherty, James 9	Yorkville	20:35.02	
34	140 Michek, John 12	Kaneland	20:43.70	
35	147 Pollastrini, Joe 11	Kaneland	20:43.99	
36	96 Mohr, Jesse 12	Geneseo	20:49.57	
37	194 Eliakis, Kyle 12	Morris	21:07.84	
38	443 Luethji, Dylan 09	Yorkville	21:22.71	
39	434 Graunke, Daniel 10	Yorkville	21:25.23	
40	432 Fisher, Cole 09	Yorkville	21:25.70	
41	425 Carney, Austin 9	Yorkville	21:28.77	
42	292 Mikan, Doug 12	Sterling	21:43.86	
43	209 Roseland, Adam 09	Morris	21:52.24	
44	356 Graham, Michael 11	Sycamore	21:54.50	
45	92 Kuffel, Hunter 11	Geneseo	22:03.34	
46	193 Eliakis, Kris 09	Morris	22:09.58	
47	84 Damit, Alec 11	Geneseo	22:14.40	
48	196 Gallegos, Vicent 09	Morris	22:16.13	
49	144 Paulson, Austin 12	Kaneland	22:16.70	
50	164 Ebener, Tiernan 11	LaSalle-Peru	22:37.31	
51	254 Canchola, Eric 12	Rochelle	22:39.24	
52	444 Nelson, David 11	Yorkville	22:43.26	
53	270 Whitman, John 11	Rochelle	22:45.19	
54	439 Jeziorski, Justin 09	Yorkville	22:52.34	

2011 NIB XII Conferene Meet - 10/15/2011**10/15/2011****Results****.....#6 Boys 3 Mile Run CC Open Boys**

55	203	Magers, Alex	11	Morris	23:48.77
56	433	Frantz, Hunter	09	Yorkville	23:50.98
57	105	Wilson, Jay	11	Geneseo	24:12.04
58	199	Higgins, Rhett	10	Morris	24:40.20
59	283	Allen, Chandler	11	Sterling	24:41.04
60	148	Rawers, Phillip	09	Kaneland	26:08.29
61	420	Baumgardt, Bradley	10	Yorkville	26:55.33
62	97	Neuwohner, Michael	11	Geneseo	27:08.80
63	446	Pape, Tim	12	Yorkville	27:16.40
64	305	Crawford, Alan	10	Streator	27:30.46
65	212	Struck, John	10	Morris	27:59.72
66	307	Gardner, Jordan	12	Streator	33:52.98