

Leading the way

Fluck, Studer, Gray lead Leafs at annual U.T. Kiwanis relays

Two juniors and a senior paced the J. D. Darnall High School varsity boys track team at the annual United Township Kiwanis Relays at the Soule Bowl, East Moline, Saturday, April 11.

Justin Fluck, a junior, earned two firsts for the Leafs at the annual relays. Junior Chris Studer and Senior Jason Gray each had one to boost the Leafs.

Fluck earned both his firsts in the A Division competition. He completed the 3200-meter run in 9:49.7 ahead of Rock Island's representative who took second at 10:16.7.

His other first came in the 1600-meter run with a time of 4:33.6. Another Rock Island runner took second in 4:40.0.

Studer completed the 3200-meter run in the B Division in a time of 10:18.0 for first followed by a Rock Island runner in second at 10:41.3.

Gray earned his first in the 3200-meter run, C Division. He took the tape in 10:35.0 ahead of Rock Island's runner at 10:51.3.

In the A Division, Neil Russell took second in the high jump event when he cleared 6'0"; 6'4" won the event. In the triple jump, Tom Anderson took sixth with a jump of 38'7.75" while Nick Henthorn took sixth in the pole vault with a vault of 11'0" and Jeff Bowling took sixth in the shot put at 45'2.5".

Another second was earned for Geneseo by the 3200-meter relay team of Grant Venema, Andy Beuster, Dave Bopp and Mark Keplinger. The team clocked 8:37.2 behind the first-place time of 8:19.0.

Keplinger also earned a fourth for Geneseo, taking the 800 run in 2:05.3. The 1600-meter relay squad placed sixth in 3:41.3 and consisted of Adam Anderson, Tom Anderson, Brendan O'Rourke and Keplinger.

In addition to Studer's first in the B Division, Aaron Anderson earned a second for the Leafs in the high jump. He reached 5'8", tying UT's rep. who took third. A Galesburg athlete took the title at 5'10".

Others taking seconds were Beuster, O'Rourke and Venema.

Beuster finished the 1600-meter run in 4:47.0 for second behind the winning time of 4:45.5. O'Rourke's time of 54.9 earned him second in the 400; 53.4 won the race. For Venema, his medal came in the 800 with a time of 2:05.4; 2:03.8 won.

Taking thirds in the division were Jake VerStraete and Nick Catour. VerStraete took third in the shot put at 44'3" while Catour completed the 200 dash in 25.6.

Other B Division results included a sixth from Kyle Reade in the triple jump, 35'7.5"; sixth from Pat Mapes, pole vault, 8'; fifth from Bowling, discus, 113'9.5"; sixth from Cory Parrish, 110 hurdles, 17.6; sixth from Catour, 100 dash, 12.3; and a fifth from Parrish in the 300 intermediate hurdles, 45.9.

Parrish placed in the C Division as well for Geneseo. He completed the high jump at 5'6" for a silver-medal position. Adam Anderson was another second-place finisher for Geneseo, clocked in at 55.0 in the 400. Studer took second in the 1600 with a time of 4:53.1. Times of 54.7 and 4:50.5 won the 400 and 1600 events, respectively. A 5'8" jump won the high jump.

Prep boys

UTHS Kiwanis Relays

At Soule Bowl

Team standings

1, Rock Island 327. 2, United Township 230.5. 3, Moline 215.5. 4, Sterling 176. 5, Geneseo 164. 6, Freeport 129.5. 7, Galesburg 73. 8, Rockford East 71. 9, Alleman 57. 10, Sherrard 51.5.

Division A results

High jump — 1, Howe, Gal., 6-4. 2, Russell, Gen., 6-0. 3, Schroeder, UT, 5-10. 4, Guldner, Mol., 5-8. 5, Ryerson, RI, 5-8. 6, Kanosky, Fre., 5-6.

Long jump — 1, Barajas, Ster., 21-1/4. 2, Shivers, RI, 20-4. 3, Hodge, Gal., 20-3. 4, Guldner, Mol., 19-4 1/2. 5, Tolon, RE, 19-4 1/2. 6, Horton, Fre., 19-0 1/2.

Triple jump — 1, Akers, UT, 43-0. 2, Shivers, RI, 42-8. 3, Woodall, Fre., 40-5. 4, Gaumer, Ster., 40-3 1/2. 5, Hodge, Gal., 39-11 1/4. 6, Anderson, Gen., 38-7 1/4.

Pole vault — 1, Carroll, RI, 12-6. 2, King, Ster., 12-0. 3, Busse, Gal., 12-0. 4, O'Neal, Fre., 11-6. 5, Butler, Sher., 11-6. 6, Henthorn, Gen., 11-0.

Discus — 1, Ruud, Mol., 155-2 1/2. 2, Connell, UT, 142-9 1/2. 3, Wemmer, RE, 140-8. 4, Arnold, All., 137-1. 5, Feld, Fre., 136-10 1/2. 6, Sundfor, RI, 136-5 1/2.

Shot put — 1, Sundfor, RI, 51-1 1/2. 2, Wemmer, RE, 50-5. 3, Ruud, Mol., 47-11. 4, Arnold, All., 46-9. 5, Megli, Ster., 45-10. 6, Bowling, Gen., 45-2 1/2.

3200 relay — 1, Rock Island (Allen, Sheets, Mendoza, Green) 8:19.0. 2, Geneseo 8:37.2. 3, Alleman 8:49.9. 4, Sterling 9:12.2. 5, United Township 9:19.7. 6, Freeport 9:32.6.

1600 relay — 1, Moline (McDonald, Estell, Schumaker, McDonald) 3:32.8. 2, Rock Island 3:32.9. 3, Sterling 3:38.4. 4, United Township 3:39.8. 5, Alleman 3:41.2. 6, Geneseo 3:41.3.

400 relay — 1, Rock Island (Hill, Tutsky, Austin, Barton) 44.3. 2, Moline 45.2. 3, Sterling 45.5. 4, United Township 45.5. 5, Rockford East 45.9. 6, Sherrard 47.1.

3200 — 1, Fluck, Gen., 9:49.7. 2, Lawrence, RI, 10:16.7. 3, Sherman, Ster., 10:18.4. 4, Casas, UT, 10:20.4. 5, Trainer, Fre., 10:21.5. 6, Johnson, Mol., 11:04.2.

110 hurdles — 1, McDonald, Mol., 15.0. 2, Paxton, UT, 15.2. 3, Gaumer, Ster., 15.4. 4, Woods, Gal., 15.9. 5, Austin, RI, 16.2. 6, Trei, RE, 16.4.

100 — 1, Tutsky, RI, 11.1. 2, Harris, UT, 11.5. 3, Strong, RE, 11.6. 4, VandeVenter, Sher., 11.6. 5, Hendrick, All., 11.6.

800 — 1, Green, RI, 1:57.8. 2, Schumaker, Mol., 2:00.7. 3, Kargl, All., 2:03.3. 4, Keplinger, Gen., 2:05.3. 5, Sim, Sher., 2:08.4. 6, Hood, UT, 2:11.7.

800 relay — 1, Rock Island (Shivers, Lillis, Davis, Muskeyvalley) 1:34.5. 2, Sterling 1:34.5. 3, United Township 1:35.3. 4, Freeport 1:35.6. 5, Sherrard 1:39.4. 6, Rockford East 1:43.3.

400 — 1, Clark, UT, 52.1. 2, McDonald, Mol., 52.4. 3, Barton, RI, 52.9. 4, Eissens, Ster., 54.0. 5, Ostigule, Fre., 54.9. 6, Kennelly, Sher., 55.4.

300 intermediate hurdles — 1, McDonald, Mol., 40.3. 2, Hill, RI, 42.8. 3, Paxton, UT, 43.8. 4, Green, Ster., 43.8. 5, Butler, Sher., 44.2. 6, Weathers, Fre., 44.3.

1600 — 1, Fluck, Gen., 4:33.6. 2, Mendoza, RI, 4:40.0. 3, Trainer, Fre., 4:56.1. 4, Patterson, Mol., 4:57.2. 5, Casas, UT, 5:00.3. 6, Kargl, All., 5:04.5.

200 — 1, Tutsky, RI, 23.0. 2, Ptak, Ster., 23.6. 3, Harris, UT, 23.8. 4, Clark, Fre., 24.5. 5, VandeVenter, Sher., 24.6. 6, Strong, RE, 24.9.

Division B results

High jump — 1, Woods, Gal., 5-10. 2, Anderson, Gen., 5-8. 3, Johnson, UT, 5-8. 4, Torres, Mol., 5-4. 5, Dillard, Fre. and Fritz, RI, 5-4.

Long jump — 1, Hoggard, UT, 19-10 1/2. 2, Estel, Mol., 19-2 1/2. 3, Apcian, Fre., 18-9. 4,

Parr, RI, 18-8 1/2. 5, Ploog, Sher., 18-5. 6, Savgent, Gal., 18-4.

Triple jump — 1, Schroeder, UT, 41-6. 2, Parr, RI, 40-2. 3, Toland, RE, 37-6. 4, Rhyne, Mol., 36-4. 5, Patterson, Sher., 36-4. 6, Reede, Gen., 35-7 1/2.

Pole vault — 1, Brown, Fre., 10-0. 2, Patch, Gal., 9-6. 3, Pender, UT, 9-6. 4, Bell, Mol., 9-6. 5, Robbins, Sher., 8-6. 6, Mapes, Gen., 8-0.

Discus — 1, Roessler, RI, 144-8 1/2. 2, Wright, Ster., 137-6. 3, Thomas, Fre., 128-8. 4, Freeman, UT, 120-11. 5, Bowling, Gen., 113-9 1/2. 6, Boyer, Mol., 102-11.

Shot put — 1, Roessler, RI, 46-10. 2, Thomas, Fre., 46-3. 3, Verstraete, Gen., 44-3. 4, Wright, Ster., 43-0. 5, Harris, UT, 42-7. 6, Northcut, Sher., 42-5.

3200 — 1, Studer, Gen., 10:18.0. 2, Shirk, RI, 10:41.3. 3, Wessal, UT, 10:48.9. 4, Clawson, Mol., 11:32.9. 5, Burke, All., 11:42.3. 6, Bowden, Fre., 11:55.0.

110 hurdles — 1, Stewart, RI, 15.6. 2, Wren, Mol., 16.2. 3, King, Ster., 16.4. 4, Westbrook, UT, 17.1. 5, Ippen, RE, 17.1. 6, Parrish, Gen., 17.6.

100 — 1, Hill, RI, 11.2. 2, Strong, RE, 11.4. 3, Frazier, UT, 11.5. 4, Eissens, Ster., 12.0. 5, Monigol, Fre., 12.3. 6, Catour, Gen., 12.3.

800 — 1, Allen, RI, 2:03.8. 2, Venema, Gen., 2:05.4. 3, Hoopner, All., 2:08.3. 4, Dalton, UT, 2:09.0. 5, Patterson, Mol., 2:10.4. 6, Hopsner, RE, 2:18.0.

400 — 1, Tutsky, RI, 53.4. 2, O'Rourke, Gen., 54.9. 3, Rhyne, Mol., 55.3. 4, Whitehead, Fre., 56.0. 5, Creger, All., 57.7. 6, Stevens, UT, 59.2.

300 intermediate hurdles — 1, Austin, RI, 42.3. 2, King, Ster., 42.7. 3, Torres, Mol., 43.3. 4, Westbrook, UT, 43.5. 5, Parrish, Gen., 45.9. 6, Ippen, RE, 48.4.

1600 — 1, Sheets, RI, 4:45.5. 2, Beuster, Gen., 4:47.0. 3, Kathema, Mol., 5:00.0. 4, Perez, Ster., 5:05.3. 5, Harring, All., 5:12.6. 6, White, RE, 5:18.7.

200 — 1, Hill, RI, 23.3. 2, Banks, UT, 24.3. 3, Catour, Gen., 25.6. 4, Warren, Mol., 26.2. 5, Shird, Fre., 26.3. 6, Moser, Ster., 26.6.

Division C results

High jump — 1, Parr, RI, 5-8. 2, Parrish, Gen., 5-6. 3, Guyton, UT, 5-4. 4, Martin, Mol., 5-2. 5, Stanley, Gal., 5-0.

Long jump — 1, Lillis, RI, 19-1. 2, McDonald, Mol., 18-8 1/2. 3, Fargher, Ster., 18-6. 4, Russell, Gen., 17-7 1/2. 5, Schatteman, UT, 17-0 1/2. 6, Manigold, Fre., 16-6 1/2.

Triple jump — 1, Yeager, UT, 39-3 1/2. 2, Stewart, RI, 39-3 1/2. 3, Ploog, Sher., 36-8 1/2. 4, Warren, Mol., 35-8 1/2. 5, O'Rourke, Gen., 35-7 1/2. 6, Manigold, Fre., 16-6 1/2.

Pole vault — 1, Fustalson, Gal., 9-6. 2, Tooley, Mol., 8-6. 3, Andrus, UT, 7-8.

Discus — 1, Morton, Fre., 125-0. 2, Moser, Ster., 121-9. 3, Seals, UT, 112-7 1/2. 4, Burns, Mol., 112-4 1/2. 5, Howe, Gal., 112-0 1/2. 6, Verstraete, Gen., 108-3.

Shot put — 1, Loy, Ster., 43-5. 2, Turner, UT, 43-3. 3, Schulz, Fre., 41-2. 4, Naab, Mol., 39-7. 5, Bergstrand, RI, 39-3. 6, Freeman, Gen., 38-3.

3200 — 1, Gray, Gen., 10:35.0. 2, Waller, RI, 10:51.3. 3, Medinger, Mol., 10:55.6. 4, Prickett, UT, 11:27.3. 5, Amozola, Ster., 11:36.5. 6, Smith, Fre., 11:46.2.

110 hurdles — 1, Wetherby, Fre., 16.7. 2, Torres, Mol., 16.9. 3, O'Rourke, Gen., 17.2. 4, Guyton, UT, 18.4. 5, Wellman, Ster., 18.4. 6, Adams, Sher., 22.9.

100 — 1, Muskeyvalley, RI, 11.2. 2, Hoggard, UT, 11.4. 3, Hines, Mol., 11.9. 4, Johnson, RE, 12.0. 5, Grandon, Ster., 12.2. 6, Hollins, Fre., 12.3.

800 — 1, Belby, RI, 2:07.6. 2, Rathernan, Mol., 2:11.6. 3, Bupp, Gen., 2:13.2. 4, Westbrook, UT, 2:15.8. 5, Pilaszerski, All., 2:18.9. 6, Monigold, Fre., 2:21.8.

400 — 1, Franks, RI, 54.7. 2, Anderson, Gen., 55.0. 3, Frazier, UT, 56.4. 4, Hines, Mol., 56.6. 5, Knock, All., 1:01.4. 6, Gorman, Sher., 1:06.8.

300 intermediate hurdles — 1, Stewart, RI, 41.6. 2, Gammner, Ster., 42.5. 3, Wren, Mol., 43.7. 4, Applah, Fre., 44.7. 5, Hoggard, UT, 45.2. 6, Reede, Gen., 49.3.

1600 — 1, Roessler, RI, 4:50.5. 2, Studer, Gen., 4:53.1. 3, Hobson, RE, 5:04.6. 4, Medinger, Mol., 5:08.3. 5, Pender, UT, 5:24.3. 6, Smith, Fre., 5:36.6.


200 — 1, Muskeyvalley, RI, 23.7. 2, Frazier, UT, 24.5. 3, Grandon, Ster., 24.8. 4, Anderson, Gen., 25.3. 5, Grandon, Ster., 25.8. 6, Dillard, Fre., 26.1.

400 F/S relay — 1, Sterling (Grandon, Barajas, Ptak, Williams) 45.9. 2, Rock Island 46.5. 3, United Township 46.6. 4, Galesburg 47.1. 5, Freeport 47.4. 6, Geneseo 49.6.

F/S medley — 1, Moline (Hines, Wren, Estel, Schumaker) 3:46.0. 2, Sterling 3:53.4. 3, Geneseo 3:53.5. 4, Galesburg 3:58.6. 5, United Township 4:03.8. 6, Rock Island 4:11.0.


Other C Division results include Russell, fourth in long jump, 17'7.5"; O'Rourke, fifth in triple jump, 35'7.75"; VerStraete, sixth in discus, 108'3"; Marshall Freeman, sixth in shot put, 38'3"; O'Rourke, third in 100 hurdles, 17.2; Dave Bopp, third in 800, 2:13.2; Reade, sixth in 300 intermediate hurdles, 49.3; and Aaron Anderson, fourth in 200 dash, 25.3.

The frosh-soph medley earned third in a time of 3:53.5 and was run by Aaron Anderson, Pat Schwigen, Bopp and Venema. In the 400 frosh-soph relay, Geneseo earned sixth place at 49.6. Running were Josh




Republic photo by Jerry Hahn

AGONY OF VICTORY?! Justin Fluck won both the 1600 and 3200-meter runs in the A Division of the Kiwanis Relays Saturday afternoon, April 11. He was the only dual winner for Geneseo in individual events.




Republic photo by Jerry Hahn

HE'S OFF. Senior Nick Catour fires off the blocks in the 200-meter dash during the Kiwanis Relays Saturday in East Moline. Catour took third in the event and also placed sixth in the 100-meter dash, both in the B Division.



Republic photo by Jerry Hahn

FOLLOWING THROUGH. Jeff Bowling watches as he released the shot put in the A Division of the Kiwanis Relays. Bowling placed sixth overall with a distance of 45'2.5".



Republic photo by Jerry Hahn


FULL CONCENTRATION. Kyle Reade puts his entire body, right down to the facial expressions, into his triple jump approach. Reade took sixth in the B Division triple jump and sixth in the C Division 200 intermediate hurdles for the varsity Leaf track team.

C
tea
wit
Vil
(
tor
gle
Ar
Gn
/
Co
S
Co
an
Ro
U
Su
loi
on
Sil
A
Fr
Ar
Ry
an
Ve
tar
fre
sa
U
Ve
ter
(3
Cl
so
Bl
sir
du
M



Republic photos by Jerry Hahn

AND OVER. Pat Mapes sets his pole, vaults the bar and clears 8' even to earn sixth place in the B Division of the annual United Township Kiwanis Relays on Saturday, April 14.



Republic photo by Jerry Hahn

NO SLOWING DOWN. Aaron Anderson rounds the bend in his race at the Kiwanis Relays. As a team, Geneseo earned fifth place with 164 points.

Rocks continue dominance

By Ryan Dieckman

Staff sports writer

For the second consecutive weekend in an invitational meet, the Rock Island boys track squad dominated the team competition while many local athletes from other teams turned in solid performances Saturday at the East Moline Kiwanis Invitational at Soule Bowl.

KIWANIS INVITATIONAL

With the meet having been snowed out the last two years, the Rocks were back to defend the team crown on a beautiful sunny, but windy day. And the Islanders did just that with a total of 327 points. Following the champions was United Township with a strong home showing of 230.5 points. Moline finished a close third (215.5).

"From last week to this week, from event to event and kid to kid, I thought we did just as good or better," said Rock Island coach Ed Lillis, referring to a stellar overall performance at the Moline Shipley Invite last weekend.

"Our distance kids did great today along with (Danny) Tutskey and Dustin (Green), who had the most significant improvement in the 800."


The Rocks won eight events in the Division A level, followed by the Maroons with four, while Geneseo and UT picked up a pair of victories.

The most outstanding overall individual performance had to go to Tim McDonald of Moline, who came out victorious in a trio of events to go along with a runner-up finish. The Maroon also broke a meet record in the 300 intermediate hurdles with a time of 40.3, snapping the old mark of 40.6.

McDonald began the day with a second-place finish as a member of the 400 relay before a gold-medal finish in the 110 high hurdles, 300 IM and 1600 relay.

"I improved my starts and worked hard this past week," said the Maroon on the positive results. "The 300 was the best race of my career — started out well and finished strong."

The 1600 relay was the last racing event of the day, and it finished in typical fashion with McDonald trying to hold off Ryan Barton of Rock Island.



Nobuko Oyabu staff

Rock Island's Ellery Stewart jumps a hurdle as he leads the pack in the 110-meter high hurdles Saturday.

Last Saturday, Barton was able to pull out the come-from-behind win, but this time the Maroon made sure a repeat wouldn't happen.

"I didn't want him to pass me again like last week," said McDonald of Barton. "I just had to hold him off and my partners (Tom McDonald, Jesse Estell and Ben Schumaker) gave me the good lead."

Not to be outdone was Tutskey of the Rocks with three wins (200, 100 and 400 relay).

"I ran real relaxed today and felt good out of the blocks. I try to set goals each week and keep improving. Hopefully, by the sectionals, I'll be peaking at the right time," said the speedy Islander.

Teammate Green turned in a stellar run in the open 800 with a 1:57.8, a personal best. "I just tried to relax and didn't lose it mentally," added Green.

For the host Panthers, Terrence Clark (400) and Bubba Akers (triple jump) turned in first-place finishes. "I was a little disappointed early on, but our sprinters did a nice job for

us," said UT coach Mike Patterson. "Overall, there was improvement, but not with each individual."

Geneseo's Justin Fluck won the 3200 and 1600 runs going away in the final laps. "I broke my PR (personal record) in the mile by two seconds and I was happy with the times. I'm looking forward to the NCIC, sectionals and state," said the Maple Leaf star.

Rounding out the local wins in the top division was Nick Ruud of Moline with a toss of 135-2 1/4 feet in the discus; Lars Sundfor of R.I. in the shot (51-1 1/4 feet); teammate Tyler Carroll in the pole vault (12-6), and R.I.'s 800 and 3200 relays.

UTHS Kiwanis Relays

At Soule Bowl Team standings

1, Rock Island 327. 2, United Township 230.5. 3, Moline 215.5. 4, Sterling 176. 5, Geneseo 164. 6, Freeport 129.5. 7, Galesburg 73. 8, Rockford East 71. 9, Alleman 57. 10, Sherrard 51.5.

Division A results

High jump — 1, Howe, Gal., 6-4. 2, Russell, Gen., 6-0. 3, Schroeder, UT, 5-10. 4, Guldner, Mol., 5-8. 5, Ryerson, RI, 5-8. 6, Kanosky, Fre., 5-6.

Long jump — 1, Barajas, Ster., 21-11/4. 2, Shivers, RI, 20-4. 3, Hodge, Gal., 20-3. 4, Guldner, Mol., 19-4 1/2. 5, Tolon, RE, 19-4 1/2. 6, Horton, Fre., 19-0 1/2.

Triple jump — 1, Akers, UT, 43-0. 2, Shivers, RI, 42-8. 3, Woodell, Fre., 40-5. 4, Gaumer, Ster., 40-3 1/2. 5, Hodge, Gal., 39-11 1/4. 6, Anderson, Gen., 38-7 1/4.

Pole vault — 1, Carroll, RI, 12-6. 2, King, Ster., 12-0. 3, Busse, Gal., 12-0. 4, O'Neal, Fre., 11-6. 5, Butler, Sher., 11-6. 6, Henthorn, Gen., 11-0.

Discus — 1, Ruud, Mol., 155-2 1/2. 2, Connell, UT, 142-9 1/2. 3, Wemmer, RE, 140-8. 4, Arnold, All., 137-1. 5, Feld, Fre., 136-10 1/2. 6, Sundfor, RI, 136-5 1/2.

Shot put — 1, Sundtor, RI, 51-1 1/2. 2, Wemmer, RE, 50-5. 3, Ruud, Mol., 47-11. 4, Arnold, All., 46-9. 5, Megli, Ster., 45-10. 6, Bowling, Gen., 45-2 1/2.

3200 relay — 1, Rock Island (Allen, Sheets, Mendoza, Green) 8:19.0. 2, Geneseo 8:37.2. 3, Alleman 8:49.9. 4, Sterling 9:12.2. 5, United Township 9:19.7. 6, Freeport 9:32.6.

1600 relay — 1, Moline (McDonald, Estell, Schumaker, McDonald) 3:32.8. 2, Rock Island 3:32.9. 3, Sterling 3:38.4. 4, United Township 3:39.8. 5, Alleman 3:41.2. 6, Geneseo 3:41.3.

400 relay — 1, Rock Island (Hill, Tutsky, Austin, Barton) 44.3. 2, Moline 45.2. 3, Sterling 45.5. 4, United Township 45.5. 5, Rockford East 45.9. 6, Sherrard 47.1.

3200 — 1, Fluck, Gen., 9:49.7. 2, Lawrence, RI, 10:16.7. 3, Sherman, Ster., 10:18.4. 4, Casas, UT, 10:20.4. 5, Trainer, Fre., 10:21.5. 6, Johnson, Mol., 11:04.2.

110 hurdles — 1, McDonald, Mol., 15.0. 2, Paxton, UT, 15.2. 3, Gaumer, Ster., 15.4. 4, Woods, Gal., 15.9. 5, Austin, RI, 16.2. 6, Trei, RE, 16.4.

100 — 1, Tutsky, RI, 11.1. 2, Harris, UT, 11.5. 3, Strong, RE, 11.6. 4, Vandevanter, Sher., 11.6. 5, Hendrick, All., 11.6.

800 — 1, Green, RI, 1:57.8. 2, Schumaker, Mol., 2:00.7. 3, Kargl, All., 2:03.3. 4, Keplinger, Gen., 2:05.3. 5, Sim, Sher., 2:08.4. 6, Hood, UT, 2:11.7.

800 relay — 1, Rock Island (Shivers, Lillis, Davis, Muskeyvalley) 1:34.5. 2, Sterling 1:34.5. 3, United Township 1:35.3. 4, Freeport 1:35.6. 5, Sherrard 1:39.4. 6, Rockford East 1:43.3.

400 — 1, Clark, UT, 52.1. 2, McDonald, Mol., 52.4. 3, Barton, RI, 52.9. 4, Eissens, Ster., 54.0. 5, Ostgule, Fre., 54.9. 6, Kennealy, Sher., 55.4.

300 intermediate hurdles — 1, McDonald, Mol., 40.3. 2, Hill, RI, 42.8. 3, Paxton, UT, 43.8. 4, Green, Ster., 43.8. 5, Butler, Sher., 44.2. 6, Weathers, Fre., 44.3.

1600 — 1, Fluck, Gen., 4:33.6. 2, Mendoza, RI, 4:40.0. 3, Trainer, Fre., 4:56.1. 4, Patterson, Mol., 4:57.2. 5, Casas, UT, 5:00.3. 6, Kargl, All., 5:04.5.

200 — 1, Tutsky, RI, 23.0. 2, Ptak, Ster., 23.6. 3, Harris, UT, 23.8. 4, Clark, Fre., 24.5. 5, Vandevanter, Sher., 24.6. 6, Strong, RE, 24.9.

Division B results

High jump — 1, Woods, Gal., 5-10. 2, Anderson, Gen., 5-8. 3, Johnson, UT, 5-8. 4, Torres, Mol., 5-4. 5, Dillard, Fre. and Fritz, RI, 5-4.

Long jump — 1, Hoggard, UT, 19-10 1/2. 2, Estel, Mol., 19-2 1/2. 3, Apian, Fre., 18-9. 4,

Parr, RI, 18-8 1/4. 5, Ploog, Sher., 18-5. 6, Savgent, Gal., 18-4.

Triple jump — 1, Schroeder, UT, 41-6. 2, Parr, RI, 40-2. 3, Toland, RE, 37-6. 4, Rhyne, Mol., 36-4. 5, Patterson, Sher., 36-4. 6, Reede, Gen., 35-7 1/2.

Pole vault — 1, Brown, Fre., 10-0. 2, Patch, Gal., 9-6. 3, Pender, UT, 9-6. 4, Bell, Mol., 9-6. 5, Robbins, Sher., 8-6. 6, Mapes, Gen., 8-0.

Discus — 1, Roessler, RI, 144-8 1/2. 2, Wright, Ster., 137-6. 3, Thomas, Fre., 128-8. 4, Freeman, UT, 120-11.5. Bowling, Gen., 113-9 1/2. 6, Boyer, Mol., 102-11.

Shot put — 1, Roessler, RI, 46-10. 2, Thomas, Fre., 46-3. 3, Verstraete, Gen., 44-3. 4, Wright, Ster., 43-0. 5, Harris, UT, 42-7. 6, Northcut, Sher., 42-5.

3200 — 1, Studer, Gen., 10:18.0. 2, Shirk, RI, 10:41.3. 3, Wessel, UT, 10:48.9. 4, Clawson, Mol., 11:32.9. 5, Burke, All., 11:42.3. 6, Bowden, Fre., 11:55.0.

110 hurdles — 1, Stewart, RI, 15.6. 2, Wren, Mol., 16.2. 3, King, Ster., 16.4. 4, Westbrook, UT, 17.1. 5, Ippen, RE, 17.1. 6, Parrish, Gen., 17.6.

100 — 1, Hill, RI, 11.2. 2, Strong, RE, 11.4. 3, Frazier, UT, 11.5. 4, Eissens, Ster., 12.0. 5, Monigol, Fre., 12.3. 6, Catour, Gen., 12.3.

800 — 1, Allen, RI, 2:03.8. 2, Venema, Gen., 2:05.4. 3, Hoepfner, All., 2:08.3. 4, Dalton, UT, 2:09.0. 5, Patterson, Mol., 2:10.4. 6, Hopson, RE, 2:18.0.

400 — 1, Tutsky, RI, 53.4. 2, O'Rourke, Gen., 54.9. 3, Rhyne, Mol., 55.3. 4, Whitehead, Fre., 56.0. 5, Creger, All., 57.7. 6, Stevens, UT, 59.2.

300 intermediate hurdles — 1, Austin, RI, 42.3. 2, King, Ster., 42.7. 3, Torres, Mol., 43.3. 4, Westbrook, UT, 43.5. 5, Parrish, Gen., 45.9. 6, Ippen, RE, 48.4.

1600 — 1, Sheets, RI, 4:45.5. 2, Beuster, Gen., 4:47.0. 3, Kathema, Mol., 5:00.0. 4, Perez, Ster., 5:05.3. 5, Harring, All., 5:12.6. 6, White, RE, 5:18.7.

200 — 1, Hill, RI, 23.3. 2, Banks, UT, 24.3. 3, Catour, Gen., 25.6. 4, Warren, Mol., 26.2. 5, Shird, Fre., 26.3. 6, Moser, Ster., 26.6.

Division C results

High jump — 1, Parr, RI, 5-8. 2, Parrish, Gen., 5-6. 3, Guyton, UT, 5-4. 4, Martin, Mol., 5-2. 5, Stanley, Gal., 5-0.

Long jump — 1, Lillis, RI, 19-1. 2, McDonald, Mol., 18-8 1/2. 3, Fargher, Ster., 18-6. 4, Russell, Gen., 17-7 1/2. 5, Schatteman, UT, 17-0 1/4. 6, Manigold, Fre., 16-6 1/4.

Triple jump — 1, Yeager, UT, 39-3 1/4. 2, Stewart, RI, 39-3 1/4. 3, Ploog, Sher., 36-8 1/4. 4, Warren, Mol., 35-8 1/4. 5, O'Rourke, Gen., 35-7 1/4.

Pole vault — 1, Fustafson, Gal., 9-6. 2, Tooley, Mol., 8-6. 3, Andrus, UT, 7-6.

Discus — 1, Morton, Fre., 125-0. 2, Moser, Ster., 121-9. 3, Seals, UT, 112-7 1/2. 4, Burns, Mol., 112-4 1/2. 5, Howe, Gal., 112-0 1/2. 6, Verstraete, Gen., 108-3.

Shot put — 1, Loy, Ster., 43-5. 2, Turner, UT, 43-3. 3, Schulz, Fre., 41-2. 4, Naab, Mol., 39-7. 5, Bergstrand, RI, 39-3. 6, Freeman, Gen., 38-3.

3200 — 1, Gray, Gen., 10:35.0. 2, Waller, RI, 10:51.3. 3, Medinger, Mol., 10:55.6. 4, Pickett, UT, 11:27.3. 5, Amezoia, Ster., 11:36.5. 6, Smith, Fre., 11:46.2.

110 hurdles — 1, Wethersby, Fre., 16.7. 2, Torres, Mol., 16.9. 3, O'Rourke, Gen., 17.2. 4, Guyton, UT, 18.4. 5, Wellman, Ster., 18.4. 6, Adams, Sher., 22.9.

100 — 1, Muskeyvalley, RI, 11.2. 2, Hoggard, UT, 11.4. 3, Hines, Mol., 11.9. 4, Johnson, RE, 12.0. 5, Grandon, Ster., 12.2. 6, Hollins, Fre., 12.3.

800 — 1, Belby, RI, 2:07.6. 2, Rathernan, Mol., 2:11.6. 3, Bupp, Gen., 2:13.2. 4, Westbrook, UT, 2:15.8. 5, Pilaszski, All., 2:18.9. 6, Monigold, Fre., 2:21.8.

400 — 1, Franks, RI, 54.7. 2, Anderson, Gen., 55.0. 3, Frazier, UT, 56.4. 4, Hines, Mol., 56.6. 5, Knock, All., 1:01.4. 6, Gorman, Sher., 1:06.8.

300 intermediate hurdles — 1, Stewart, RI, 41.6. 2, Gammer, Ster., 42.5. 3, Wren, Mol., 43.7. 4, Appiah, Fre., 44.7. 5, Hoggard, UT, 45.2. 6, Reede, Gen., 49.3.

1600 — 1, Roessler, RI, 4:50.5. 2, Studer, Gen., 4:53.1. 3, Hobson, RE, 5:04.6. 4, Medinger, Mol., 5:08.3. 5, Pender, UT, 5:24.3. 6, Smith, Fre., 5:36.6.

200 — 1, Muskeyvalley, RI, 23.7. 2, Frazier, UT, 24.5. 3, Grandon, Ster., 24.8. 4, Anderson, Gen., 25.3. 5, Grandon, Ster., 25.8. 6, Dillard, Fre., 26.1.

400 F/S relay — 1, Sterling (Grandon, Barajas, Ptak, Williams) 45.9. 2, Rock Island 46.5. 3, United Township 46.6. 4, Galesburg 47.1. 5, Freeport 47.4. 6, Geneseo 49.6.

F/S medley — 1, Moline (Hines, Wren, Estell, Shumaker) 3:46.0. 2, Sterling 3:53.4. 3, Geneseo 3:53.5. 4, Galesburg 3:58.6. 5, United Township 4:03.8. 6, Rock Island 4:11.0.

3200 RE

VENEMA

BEUSTER

BOPP

KEPLINGER

1600 RE

ADAM ANDERSON
TOM ANDERSON

O'ROURKE

KEPLINGER

FIS MEDLEY

AARON ANDERSON

PAT SCHWIGEN

BOPP

VENEMA